

■ Services producer price indices – Third quarter 2018

In Q3 2018, producer prices for services sold to French businesses increased slightly (+0.2%)

• SPPI, production sold to French businesses

In the 3rd quarter of 2018, producer prices of services sold to French businesses went up slightly (+0.2% after +0.7%). Year over year, they ramped up (+1.5% after +1.2% in the 2nd quarter and +0.9% in the 1st quarter).

Rise in prices for transport and storage services, administrative and support services and scientific and technical services

Prices for transport and storage services grew by 1.0% in the 3rd quarter and gathered pace year over year (+3.5% after +2.9%). This increase was notably owing to the seasonal rise in prices for passenger air transport services and to higher tariffs in support activities for transportation.

Prices for administrative and support services kept rising this quarter (+0.4% after +0.5%), owing to the seasonal growth in prices for travel agency and tour operator services. However, employment service prices declined (-0.6% after +1.2%).

Prices for scientific and technical services increased slightly this quarter (+0.2% after +0.1%). The rise in prices for engineering services and for business and other management consulting services were not offset by the seasonal decline in prices for media representation services.

Seasonal downturns in prices for information-communication services and for accommodation-food services

Prices for information-communication services fell back in the 3rd quarter (-0.4% after +0.8%), especially due to the seasonal decrease in prices for programming and broadcasting activities (-7.0%).

Similarly, prices for accommodation-food services fell back, driven by the seasonal decline in hotel and similar accommodation services aimed to professionals.

Decline in prices for real estate activities

Prices for real estate activities dwindled in the 3rd quarter 2018 (-0.5% after +0.8%) but remained slightly growing year over year (+0.5%).

• SPPI, production sold to households in France

In the 3rd quarter of 2018, producer prices of services sold to households in France accelerated (+1.8% after +0.5%). The rise was mainly owing to the summer increase in prices for accommodation services aimed to households and, to a lesser extent, to those of transport and storage service prices (+2.1%).

• SPPI, production sold on foreign markets

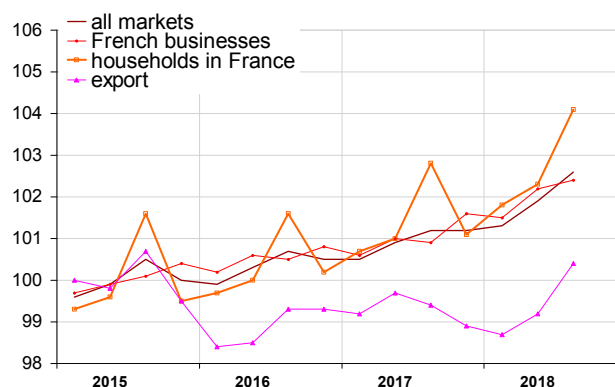
Export prices gathered pace in the 3rd quarter of 2018 (+1.2% after +0.5%) and recovered year over year (+1.0% after -0.5%). This rise was mainly attributable to transport and storage services (+2.9%).

• SPPI (all markets)

In the 3rd quarter of 2018, on all markets, producer prices of services kept increasing (+0.7% after +0.6%). Year over year, they sped up (+1.4% after +1.0%).

Producer price indices for all services

Reference year: 2015



Source: INSEE

Services producer price indices, by sector

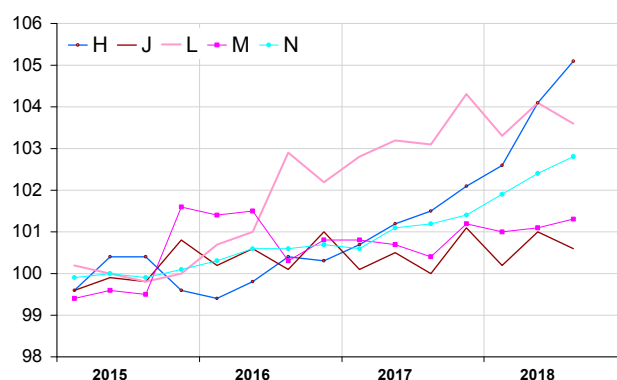
reference year: 2015

Sections and choices of levels in NAF rev.2	Weight	2018Q03	Change in %	
			Q/Q-1	Q/Q-4
Prices of services sold to French businesses (BtoB)				
HS : all services	1000	102.4	0.2	1.5
H : transport. and storage	204	105.1	1.0	3.5
49 : land and pipeline transport	91	103.4	0.4	2.5
52 : warehousing and auxiliary services for transport	79	106.1	1.1	5.3
I : accommodation and food	50	99.3	-1.5	1.3
J : information and communic.	225	100.6	-0.4	0.6
62 : IT services	101	100.9	0.3	1.1
L : real estate activities	98	103.6	-0.5	0.5
M : prof., scient. and tech.	216	101.3	0.2	0.9
69 : Legal and accounting services	51	98.2	-0.1	-0.4
70 : activities of head offices and management consulting services	45	101.0	1.2	1.4
71 : Architectural and engineering services	79	102.6	0.9	1.1
73 : Advertising and market research services	23	100.1	-3.1	-0.1
N : administ. and support serv.	199	102.8	0.4	1.6
77 : renting & leasing services	64	100.1	0.4	0.8
78 : employment services	59	102.4	-0.6	1.4
82 : Office administrative and support services	21	104.7	0.3	2.5
Prices of services sold to households in France (BtoC)				
HS : all services	1000	104.1	1.8	1.3
H : transport. and storage	155	105.6	2.1	1.2
I : accommodation and food	277	108.7	4.7	3.8
J : information and communic.	145	101.1	-0.1	0.6
L : real estate activities	299	101.5	0.5	-0.6
M : prof., scient. and tech.	74	103.8	-0.2	0.9
N : administ. and support serv.	35	99.1	1.2	-0.5
Export prices of services (BtoE)				
HS : all services	1000	100.4	1.2	1.0
H : transport. and storage	291	102.7	2.9	1.7
J : information and communic.	168	96.6	-0.2	-0.8
M : prof., scient. and tech.	287	100.1	0.9	-0.1
N : administ. and support serv.	244	101.5	0.6	2.7
Prices of services sold on all markets (BtoAll)				
HS : all services	1000	102.6	0.7	1.4
H : transport. and storage	200	104.8	1.6	2.7
I : accommodation and food	106	105.8	2.9	3.1
J : information and communic.	198	100.3	-0.4	0.4
L : real estate activities	140	102.5	0.0	-0.1
M : scient. and tech. services	186	101.4	0.3	0.7
N : administ. and support serv.	161	102.3	0.5	1.7

s: statistical confidentiality
 BtoB: business to business
 BtoC: business to consumer
 BtoE: business to exports
 BtoAll: business to all
 Source: INSEE

Producer price indices of services sold to French businesses

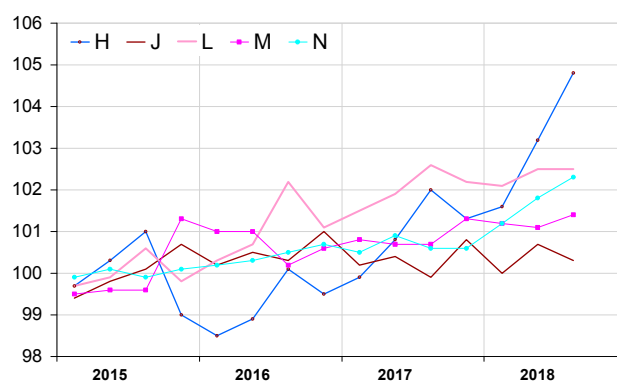
Reference year: 2015



Source: INSEE

Services producer price indices, all markets

Reference year: 2015



Source: INSEE

Revision of variations

in percentage points

Services producer price indices	2018Q02 / 2018Q01
- services sold to all markets	-0.1
- services sold to French businesses	//
- services sold to consumers in France	0.1
- export of services	-0.2

//: unchanged compared to the previous release

How to read it: there was no change in the variation of the services price index for services sold to French businesses between the 1st quarter and the 2nd quarter 2018. Published at the end of August 2018 at +0.7%, it has not been revised.

Source: INSEE

For more information

- Supplementary data (historical data, methodology, related web pages, etc.) can be found on the following page: <https://www.insee.fr/en/statistiques?debut=0&theme=30&conjoncture=58>
- Historical data: <https://www.insee.fr/en/statistiques/series/102797474>
- Follow us on Twitter @InseeFr_News: https://twitter.com/InseeFr_News
- Press contact: bureau-de-presse@insee.fr

Next publication: 28 February 2019 at 12:00 p.m.