

# Informations Rapides

28 février 2018 - n° 57



## ■ Dwellings maintenance and improvement work price index – Fourth quarter 2017

### In Q4 2017, slight rise in prices of dwellings maintenance and improvement works (+0.2%)

*Information: dwellings maintenance and improvement work price index will be released in reference 100 in 2015 from May 31st 2018. Additional information related to this change are available on the Web page of these indicators (flag: Documentation), from Insee web site.*

In Q4 2017, dwellings maintenance and improvement work price index (IPEA) increased slightly (+0.2% after +0.4% in Q3 2017).

The largest increase is observed in metal joinery works and ironwork (+1.4% after +0.5%), mainly due to rises in the prices of metal raw materials and in the cost of labor. The growth was slighter in painting and floor and wall covering (+0.5% after +1.0%) and in wood and PVC joinery works (+0.3% like the previous quarter). Prices slipped down in plumbing (-0.6% after +0.4%). They were stable or virtually stable in the other works.

Over a year, dwellings maintenance and improvement work prices increased by 1.7% (after +1.6%). They accelerated in metal joinery works and ironwork (+5.2% after +4.2%) and in painting and floor and wall covering (+2.0% after +0.8%); they slowed down in plumbing (+0.4% after +2.0%) and in electrical installation (+0.3% after +0.6%).

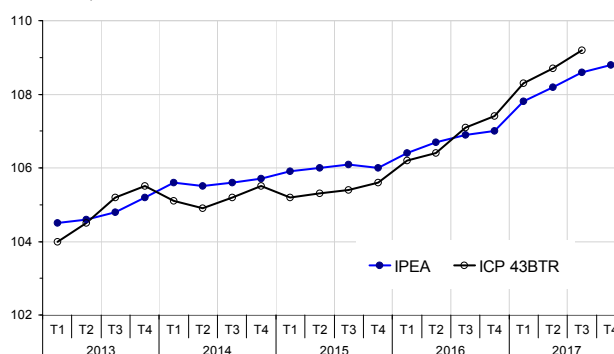
In Q3 2017, producer cost index in specialised construction in existing buildings (ICP-43BTR) increased by 0.5% (after +0.4%). Over a year, it grew by 2.0%, a little less than in Q2 2017 (+2.2%).

#### Revisions

The variation in the IPEA price index between the second and the third quarter of 2017 has been revised upward by 0.2 points to +0.4%.

#### Dwellings maintenance and improvement work price and cost indices

Raw data, reference 100 in 2010



Source: INSEE

#### Dwellings maintenance and improvement work price and cost index

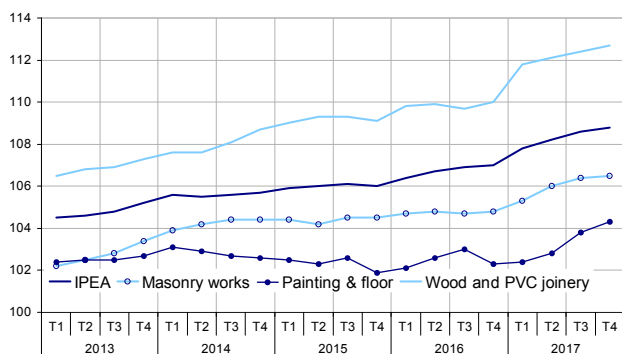
In %, raw data, reference 100 in 2010

	Weights	Q4 2017	Q/Q-1	Q/Q-4
<b>Dwellings maintenance and improvement work price index (IPEA)</b>	<b>100.0</b>	<b>108.8</b>	<b>+0.2</b>	<b>+1.7</b>
Masonry works and building structural works	16.9	106.5	+0.1	+1.6
Painting and floor and wall covering	16.9	104.3	+0.5	+2.0
Wood and PVC joinery works	15.5	112.7	+0.3	+2.5
Heat and air-conditioning installation	10.7	109.9	0.0	+1.9
Plumbing	10.1	112.6	-0.6	+0.4
Roofing activities	9.4	106.6	0.0	+0.5
Electrical installation	9.2	106.8	0.0	+0.3
Metal joinery works and ironwork	6.3	117.9	+1.4	+5.2
Plastering	5.0	106.1	0.0	+1.7
		<b>Q3 2017</b>	<b>Q/Q-1</b>	<b>Q/Q-4</b>
<b>Producer cost index in specialised construction in existing buildings (ICP-43BTR)</b>		<b>109.2</b>	<b>+0.5</b>	<b>+2.0</b>

Source: INSEE

### Changes in dwellings maintenance and improvement work price index

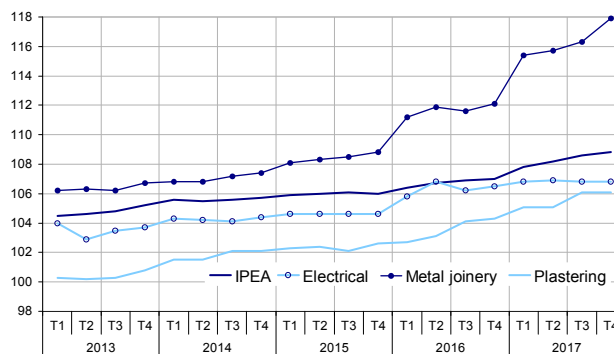
Raw data, reference 100 in 2010



Source: INSEE

### Changes in dwellings maintenance and improvement work price index

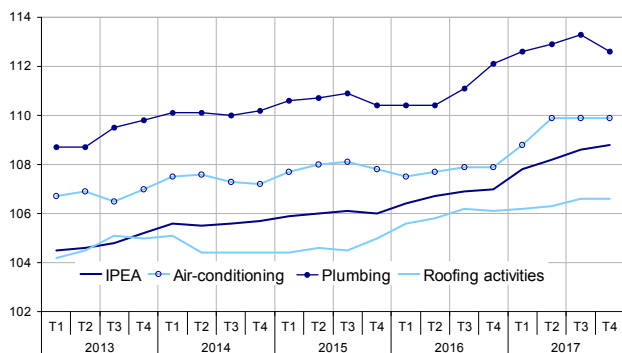
Raw data, reference 100 in 2010



Source: INSEE

### Changes in dwellings maintenance and improvement work price index

Raw data, reference 100 in 2010



Source: INSEE

### Variations' revisions (in points of %)

	Q3 2017
<b>IPEA</b>	<b>+0.2</b>
Masonry works and building structural works	+0.4
Painting and floor and wall covering	+1.0
Wood and PVC joinery works	+0.2
Heat and air-conditioning installation	-0.2
Plumbing	+0.2
Roofing activities	+0.2
Electrical installation	-0.6
Metal joinery works and ironwork	+0.1
Plastering	+0.7

How to read it: the variation in the "IPEA" price index between the second and the third quarter of 2017 goes from +0.2% to +0.4%: it is revised upward by 0.2 percentage points.

Source: INSEE

### For more information

#### Definition

The dwellings maintenance and improvement work price index (IPEA) is a quarterly index which measures the changes in prices invoiced by businesses (including artisanal ones) for their maintenance and improvement works in existing dwellings during the quarter under review. The "[producer cost index in specialised construction in existing buildings](#)" (ICP 43BTR, which covers a part of Division 43 of the French classification of activities NAF Rev. 2), is an index published every three months. It reflects the changes in costs occurred by businesses for their maintenance and improvement works in existing dwellings.

The quarterly index ICP 43BTR, published here, is the three-month average of the known monthly indexes. They are available in the section [Statistics>Prices and price indices> Producer cost indices for construction](#) of the INSEE web site <https://www.insee.fr/en/accueil>. Given that the last monthly index has not yet been known, the quarterly index published here measures the changes occurred a quarter before those measured by the dwellings maintenance and improvement price index (IPEA).

#### Dissemination

Historical data of dwellings maintenance and improvement price work index (IPEA) are available on <https://www.insee.fr/en/statistiques/series/103169118>, raw data, for IPEA index and its nine "families".

- Complementary information (historical data, methodology, web site, etc.) are on: <https://www.insee.fr/en/statistiques?debut=0&theme=30&conjoncture=46>
- Follow us on Twitter @InseeFr\_News: [https://twitter.com/InseeFr\\_News](https://twitter.com/InseeFr_News)
- Contact presse : [bureau-de-presse@insee.fr](mailto:bureau-de-presse@insee.fr)

Next issue: 31 May 2018 at 12:00 pm.