

# Informations *Rapides*

28 février 2018 - n° 56  
Main Indicators



## ■ Producer and Import Price Indices in industry – January 2018

### In January 2018, producer prices in industry were stable

Information: in accordance with the European directives, producer and import price indices in industry are broadcast in reference 100 in 2015 from this release. Additional information related to this change are available on the Web page of these indicators (flag: Documentation).

#### • **Producer prices in French industry: +0.0% in January 2018**

On all markets (French market and foreign markets), producer prices in industry were stable in January 2018 (0.0% after -0.1% in December). Year over year, they slowed down (+0.4% after +1.4% in December).

#### **FRENCH MARKET: +0.1%**

In January 2018, French producer prices in industry for the French market remained virtually stable (+0.1% after -0.1%).

#### **Rebound in prices of refined petroleum products**

In January, the prices of refined petroleum products took off (+4.7% after -0.2%), in the wake of the oil price. The highest price increases involved fuel prices (gas oil and petrol). Year over year, prices of refined petroleum products rose (+8.4% after +4.9% in December).

#### **Fall in prices of mining and quarrying products, energy and water**

In January, mining and quarrying products, energy and water prices declined for the second month in a row (-1.1% after -0.6%), mainly due to the sharp electricity price decline on the wholesale markets. Year over year, the prices of mining and quarrying products, energy and water fell back (-1.6% after +1.6%).

#### **Decrease in food prices**

In January, food prices remained dropped by 0.4% after four consecutive months of virtual stability. The decrease was attributable to the decline in prices of processed meat after feast days, and of sugar. Year over year, food products prices slowed down (+0.8% after 1.2% in December).

#### **Rise in prices of “other industrial products”**

In January, the prices of “other industrial products” kept increasing (+0.5%, after +0.2%). Prices are typically rather strong in this sector thanks to rises in raw material prices (oil, metals, wood) and to annual price reviews. Year over year, prices of “other industrial products” went up by 2.0%.

#### **FOREIGN MARKETS: -0.2%**

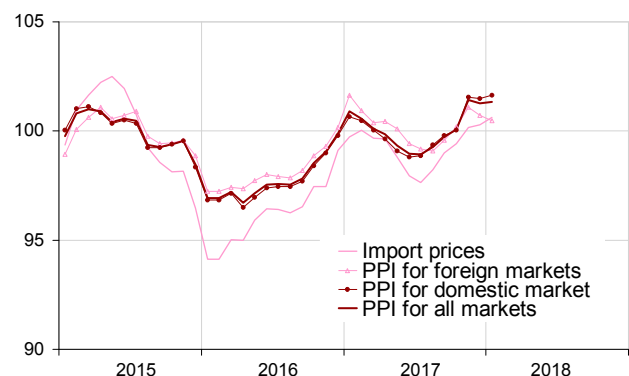
In January 2018, the producer prices of French industrial products sold on foreign markets went down again (-0.2% after -0.4%). Manufactured good prices increased however, driven by refined petroleum products. Year over year, export prices of industrial products shrank (-1.2% after +0.5% in December).

#### • **Import price indices of industrial products: +0.3% in January**

In January 2018, the import prices of industrial products grew slightly (+0.3% after +0.1%) thanks to the refined petroleum product price rise. Year over year, import prices slowed down (+0.9% after +1.2%).

#### **Total Industry price indices**

Reference year: 2015



Source: INSEE

## French Producer Price Indices in industry according to the market where the products are sold

reference year: 2015

Levels A 10 and A 17 in CPF rev. 2, 2008	Weight	Jan.18	Change in %	
			In 1 month	In 1 year
<b>French market</b>				
<b>BE:TOTAL INDUSTRY</b>	<b>1000</b>	<b>101.6</b>	<b>0.1</b>	<b>0.9</b>
(DE) Mining and quarrying, energy, water	210	101.5	-1.1	-1.6
CZ: Manufactured prod.	789	101.7	0.5	1.7
(C1) Food products, beverages, tobacco	200	100.0	-0.4	0.8
(C2) Coke and refined petroleum products	46	116.1	4.7	8.4
(C3) Electrical & electronic equip., computers, mach.	68	100.4	0.3	0.3
(C4) Transport equipment	121	100.6	0.0	0.5
(C5) Other man. products	355	101.6	0.5	2.0
<b>Foreign markets</b>				
<b>BE:TOTAL INDUSTRY</b>	<b>1000</b>	<b>100.5</b>	<b>-0.2</b>	<b>-1.2</b>
CZ: Manufactured prod.	975	100.5	0.3	0.3
(C1) Food products, beverages, tobacco	117	99.4	-0.6	-2.0
(C2) Coke and refined petroleum products	37	112.3	4.7	4.2
(C3) Electrical & electronic equip., computers, mach.	154	99.1	-0.1	-1.0
(C4) Transport equipment	204	100.2	-0.1	0.3
(C5) Other man. products	462	100.4	0.4	1.0
<b>All markets</b>				
<b>BE:TOTAL INDUSTRY</b>	<b>1000</b>	<b>101.3</b>	<b>0.0</b>	<b>0.4</b>
CZ: Manufactured prod.	838	101.3	0.4	1.3
(C1) Food products, beverages, tobacco	179	99.9	-0.4	0.3
(C2) Coke and refined petroleum products	44	114.8	4.6	7.4
(C3) Electrical & electronic equip., computers, mach.	91	99.8	0.1	-0.3
(C4) Transport equipment	142	100.4	-0.1	0.3
(C5) Other man. products	383	101.3	0.6	1.7

Source: INSEE

## Import prices of industrial products

reference year: 2015

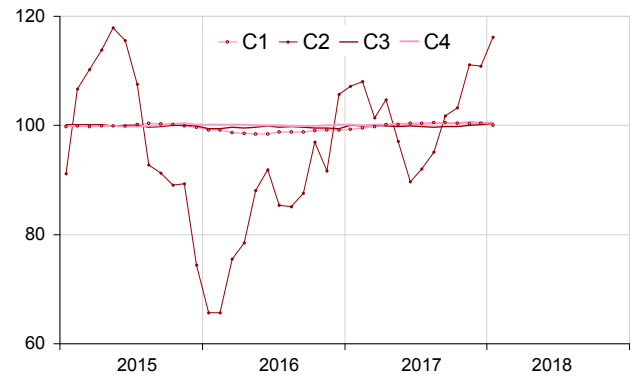
Levels A 10 and A 17 of nomenclature CPF rev. 2, 2008	Weight	Jan.18	Change in %	
			In 1 month	In 1 year
<b>BE:TOTAL INDUSTRY</b>	<b>1000</b>	<b>100.6</b>	<b>0.3</b>	<b>0.9</b>
CZ: Manufactured prod.	s	100.1	0.2	0.5
(C1) Food products, beverages, tobacco	78	101.6	-0.6	-2.1
(C2) Coke and refined petroleum products	42	113.2	4.1	8.3
(C3) Electrical & electronic equip., computers, mach.	220	97.8	-0.1	-0.9
(C4) Transport equipment	165	99.1	0.0	0.5
(C5) Other manufactured products	s	100.0	0.0	0.8

nd: non available; s: confidential

Source: INSEE

## Producer price indices of manufactured products sold on the French market

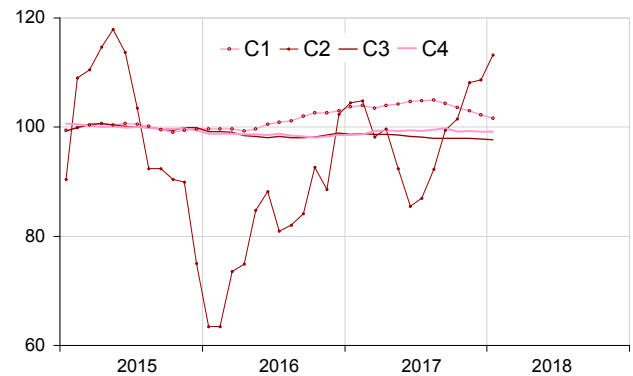
Reference year: 2015



Source: INSEE

## Import price indices of manufactured products

Reference year: 2015



Source: INSEE

## For more information about French PPI

- An information sheet presenting the general principles of the French PPI base change is available on the Web page of these indicators (flag: Documentation).
- Complementary data (backseries, methodology, webpages) can be accessed on: <https://www.insee.fr/en/statistiques?debut=0&theme=30&conjoncture=44>
- Historical data are available on the BDM: <https://www.insee.fr/en/statistiques/series/102776019>
- Follow us on Twitter @InseeFr\_News: [https://twitter.com/InseeFr\\_News](https://twitter.com/InseeFr_News)
- Contact: [bureau-de-presse@insee.fr](mailto:bureau-de-presse@insee.fr)

Next publication: 30 March 2018 at 8.45 a.m.