

■ Services producer price indices – Fourth quarter 2017

In Q4 2017, producer prices for services sold to French businesses recovered

Information: in accordance with the European directives, services producer price indices will be broadcast in reference and base 100 in 2015 from May 31st 2018. Additional information related to this change are available on the Web page of these indicators (flag: Documentation).

• SPPI, production sold to French businesses

In the fourth quarter of 2017, producer prices of services sold to French increased again (+0.7% after -0.2%). Year over year, they gathered pace (+0.8% after +0.4%).

Seasonal rises in prices for scientific and technical services and information-communication services

Prices for scientific and technical services picked up in the fourth quarter 2017 (+0.8% after -0.2%), driven by the seasonal rebound, strong this year, in prices for media representation (+17.5%). In parallel, those for information-communication services also picked up (+0.7 % après -0.4 %), driven by prices for television programming and broadcasting activities (+12.1% after -10.0%). These seasonal rebounds were linked with the increase in advertising revenues by the end of the year.

Marked growths in prices for real estate activities and for accommodation-food services

Prices for real estate activities went up by 1.1% (after -0.3 % in the third quarter). Year over year, they accelerated (+2.0% after +0.2%). Prices for accommodation-food services also bounced back in the fourth quarter 2017 (+2.0% after -1.2%) thanks to the seasonal rise in prices for hotel and similar accommodation services aimed to professionals.

Lesser increases in prices for transport and storage services and for administrative and support services

Prices for transport and storage services grew modestly (+0.4%), driven by prices for storage and for support activities for transportation. Prices for administrative and support services increased also very slightly (+0.2%).

• SPPI, production sold to households in France

In the fourth quarter of 2017, producer prices of services sold to households in France fell back (-1.5% after +1.7%). This downturn was due to the seasonal declines in prices for accommodation-food services, transport and storage services and for real estate activities. Prices for other services rose or were virtually stable.

• SPPI, production sold on foreign markets

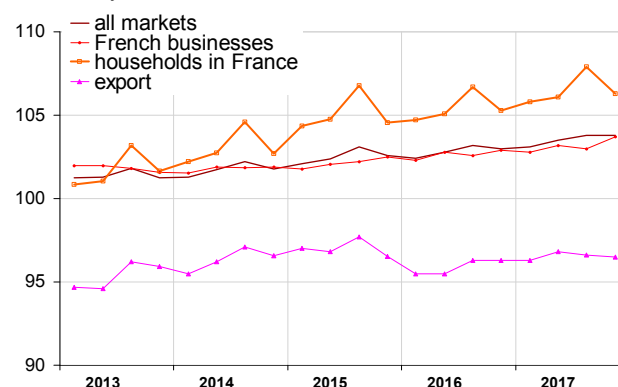
Export prices stabilised in the fourth quarter 2017 (-0.1% after -0.2%). The drop due to prices of transport and storage services (-1.3%) was reduced by the rise in prices for administrative and support services (+0.6%).

• SPPI (all markets)

In the fourth quarter of 2017, on all markets, producer prices of services were stable (after +0.3%). Year over year, they slightly sped up (+0.8% after +0.6%).

Producer price indices for all services

Reference year: 2010



Source: INSEE

Services producer price indices, by sector:

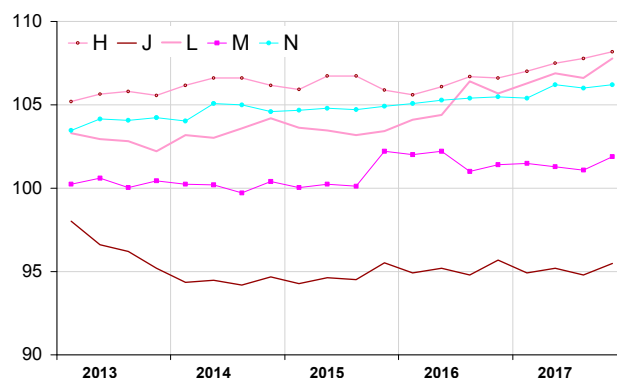
reference year: 2010

Sections and choices of levels in NAF rev.2	Weight	Indices 2017Q04	Change in %	
			Q/Q-1	Q/Q-4
Prices of services sold to French businesses (BtoB)				
HN : all services	1000	103.7	0.7	0.8
H : transport. and storage	180	108.2	0.4	1.5
49 : land and pipeline transport	81	106.6	0.3	0.9
52 : warehousing and auxiliary services for transport	73	108.8	1.5	1.8
I : accommodation and food	44	113.2	2.0	1.4
J : information and communic.	237	95.5	0.7	-0.2
62 : IT services	92	102.0	0.7	-0.6
L : real estate activities	103	107.8	1.1	2.0
M : prof., scient. and tech.	218	101.9	0.8	0.5
69 : Legal and accounting services	46	103.3	-0.4	-0.6
70 : activities of head offices and management consulting services	47	103.9	0.2	0.9
71 : Architectural and engineering services	83	100.7	0.6	0.5
73 : Advertising and market research services	26	101.5	4.6	1.4
N : administ. and support serv.	210	106.2	0.2	0.7
77 : renting & leasing services	60	99.1	0.3	-0.2
78 : employment services	52	109.5	0.7	0.8
82 : Office administrative and support services	46	110.0	0.8	1.5
Prices of services sold to households in France (BtoC)				
HN : all services	1000	106.3	-1.5	0.9
H : transport. and storage	153	109.8	-3.2	1.5
I : accommodation and food	255	115.1	-2.1	1.7
J : information and communic.	179	90.9	0.3	-0.5
L : real estate activities	284	106.4	-1.8	0.3
M : prof., scient. and tech.	73	106.2	0.5	3.5
N : administ. and support serv.	42	97.4	0.1	-0.4
Export prices of services (BtoE)				
HN : all services	1000	96.5	-0.1	0.2
H : transport. and storage	313	94.4	-1.3	3.1
J : information and communic.	148	78.9	0.0	-3.0
M : prof., scient. and tech.	215	101.9	0.2	0.7
N : administ. and support serv.	314	104.2	0.6	-1.5
Prices of services sold on all markets (BtoAll)				
HN : all services	1000	103.8	0.0	0.8
H : transport. and storage	189	106.4	-0.7	1.7
I : accommodation and food	92	114.4	-1.0	1.6
J : information and communic.	212	93.7	0.6	-0.5
L : real estate activities	136	107.1	-0.3	1.1
M : scient. and tech. services	181	102.5	0.7	0.9
N : administ. and support serv.	180	105.7	0.3	0.1

s: statistical confidentiality
 BtoB: business to business
 BtoC: business to consumer
 BtoE: business to exports
 BtoAll: business to all
 Source: INSEE

Producer price indices of services sold to French businesses

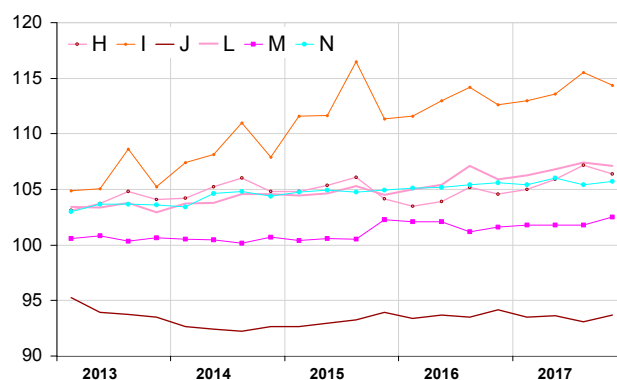
Reference year: 2010



Source: INSEE

Services producer price indices, all markets

Reference year: 2010



Source: INSEE

Revision of variations

Services producer price indices	in percentage points	
	2017Q03	2017Q02
- services sold to all markets		//
- services sold to French businesses		//
- services sold to consumers in France		0.1
- export of services		-0.1

//: unchanged compared to the previous release

How to read it: there was no change in the variation of the services price index for services sold to French businesses between the second quarter and the third quarter 2017. Published at the end of November 2017 at -0,2%, it has not been revised.

Source: INSEE

For more information

- An information sheet presenting the general principles of the French SPPI base change is available on the Web page of these indicators (flag: Documentation).
- Supplementary data (historical data, methodology, related web pages, etc.) can be found on the following page: <https://www.insee.fr/en/statistiques?debut=0&theme=30&conjoncture=58>
- Historical data: <https://www.insee.fr/en/statistiques/series/102797474>
- Follow us on Twitter @InseeFr_News: https://twitter.com/InseeFr_News
- Press contact: bureau-de-presse@insee.fr

Next publication: 31 May 2018 at 12:00 p.m.