

Informations *Rapides*

23 février 2018 - n° 51



■ Turnover in large-scale food retailing - January 2018

In January 2018, the turnover bounced back in large-scale food retailing (+1.4%)

In January 2018, the turnover in large-scale food retailing bounced back (+1.4% after -2.7% in December). The sales recovered in food products (+0.9% after -2.0%), and more markedly in non-food products (+3.2% after -4.8%). Sales of automotive fuel grew strongly (+4.1% after +0.4%).

Sales bounced back in supermarkets (+2.8% after -0.2%) and in hypermarkets (+0.8% after -2.8%).

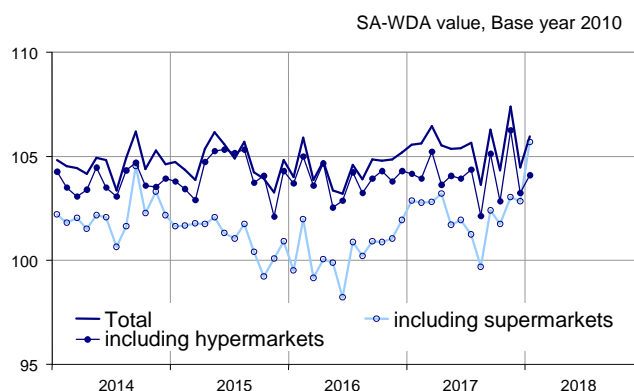
Increase over the last three months

Over the last three months (November to January), the turnover in large-scale food retailing grew compared to the previous three months (+1.1%). Over that period, sales increased markedly in automotive fuel (+6.4%). They increased more moderately in food products (+0.9%) and decreased in non-food products (-1.7%). Turnover increased in supermarkets (+2.5%) and in hypermarkets (+1.1%).

Growth of 0.7% over a year

The turnover of the past three months in large-scale food retailing rose by 0.7% compared to the same period a year earlier. Sales grew modestly in non-food products (+0.9%) whereas they flattened out in food products (-0.1%). Sales of automotive fuel surged (+5.0%) boosted by the upturn in fuel prices. Year on year, sales increased sharply in supermarkets (+1.9%) and more moderately in hypermarkets (+0.4%).

Turnover in large-scale food retailing by type of retail stores



Source: INSEE - Monthly survey of large-scale food retail activities (Emagsa)

Turnover in large-scale food retailing

SA-WDA value, base year 2010

Kind of stores or kind of products	Variation en %				
	Jan./ Dec.	Dec./ Nov.	Nov./ Oct.	q-o-q (1)	y-o-y (2)
Turnover (*)	1,4	-2,7	2,9	1,1	0,7
including					
Sales of food products(**)	0,9	-2,0	2,0	0,9	-0,1
Sales of non-food products(**)	3,2	-4,8	1,8	-1,7	0,9
Sales of automotive fuel(**)	4,1	0,4	5,5	6,4	5,0
including					
Supermarkets(***)	2,8	-0,2	1,3	2,5	1,9
Hypermarkets(***)	0,8	-2,8	3,3	1,1	0,4

(1) Quarter-on-quarter: last three months / previous three months
(2) Year-on-year: last three months / same three months of previous year

(*): including sales not in stores

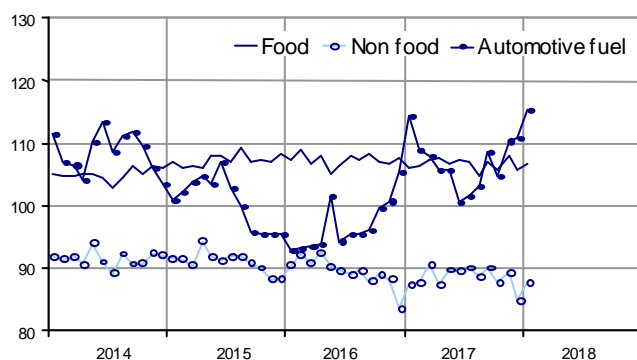
(**): sold in supermarkets or hypermarkets

(***): excluding sales not in stores

Source: INSEE - Monthly survey of large-scale food retailing activities (Emagsa)

Turnover in super. and hypermarkets by type of products

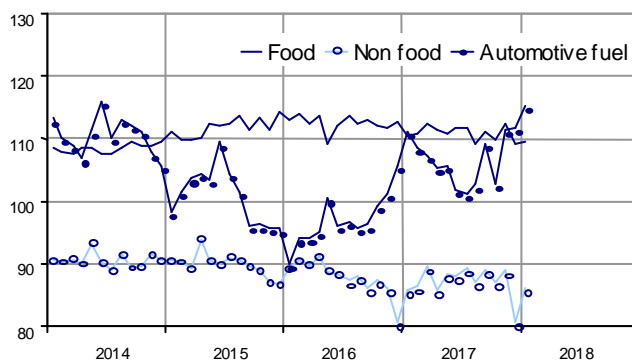
SA-WDA v value, Base year 2010



Source: INSEE - Monthly survey of large-scale food retail activities (Emagsa)

Turnover in hypermarkets by type of products

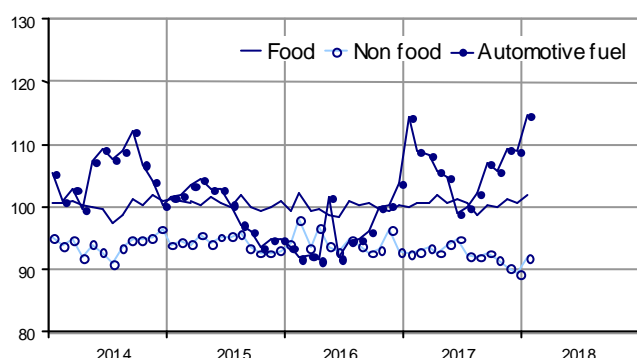
SA-WDA v value, Base year 2010



Source: INSEE - Monthly survey of large-scale food retail activities (Emagsa)

Turnover in supermarkets by type of products

SA-WDA v value, Base year 2010



Source: INSEE - Monthly survey of large-scale food retail activities (Emagsa)

Revisions of variations

in percentage point

	Dec./ Nov.	Nov./ Oct.	Oct./ Sept.	Q4 2017/ Q3 2017	2017/ 2016
Large-scale food retailing	-0,98	0,69	0,07	0,19	0,02
raw serie	-1,39	0,44	0,01	-0,12	-0,03
SA-WDA parameters	0,41	0,25	0,06	0,31	0,05


How to read it: Within large scale food retailing, the SA-WDA variation between November 2017 and December 2017 is revised by -0.98 points: -1.39 points due to the raw series' revision and +0.41 points to the new calculation of SA-WDA parameters.

Source: INSEE - Monthly survey of large-scale food retailing activities (Emagsa)

Revisions

The variation in the turnover of large-scale food-retailing in December 2017 has been revised downwards by one point to -2.7% instead of -1.7% previously released, due to the integration of data received lately.

For more information

- Additional data (long time series) and metadata (methodology, linked internet pages, etc.) are available on the web page of this index: <https://www.insee.fr/en/statistiques?debut=0&theme=30&conjoncture=71>
- Historical data are available on BDM: <https://www.insee.fr/en/statistiques/series/103189416>
- Press contact: bureau-de-presse@insee.fr
-  Follow us on Twitter @InseeFr_News: https://twitter.com/InseeFr_News

Next issue: 30 March 2018 at 12:00