

Informations *Rapides*

22 décembre 2017 - n° 343

Main Indicators



■ Producer and Import Price Indices in industry – November 2017

In November 2017, acceleration in producer prices in industry (+1.3%)

Information: in accordance with the European directives, producer and import price indices will be broadcast in reference and base 100 in 2015 from February 28th 2018, release date of January 2018 results.

• **Producer prices in French industry: +1.3% in November**

On all markets (French market and foreign markets), producer prices in industry gathered pace (+1.3% after +0.3% in October). Year over year, they also ramped up (+2.2% after +1.5% in October).

FRENCH MARKET: +1.4%

In November, French producer prices in industry for the French market grew sharply (+1.4% after +0.2%). The rise was mainly attributable to energy products.

Ramp-up in prices of refined petroleum products

In November, the prices of refined petroleum products sped up (+7.7% after +1.3%), in the wake of the price of Brent crude oil. The rise involved all refined petroleum products. Year over year, prices of refined petroleum products strengthened (+21.3% after +6.4% in October).

Further rise in prices of mining and quarrying products, energy and water

In November, mining and quarrying products, energy and water became more expensive for the sixth month in a row (+5.1% after +0.6% in October). The increase was mainly imputable to the switch to the winter rate in electricity transmission and, to a lesser extent, to rises in prices in wholesale markets for gas and electricity. Year over year, the prices of mining and quarrying products, energy and water increased sharply (+2.3% after +1.0%).

Virtual stability in food prices

Food prices were virtually stable (-0.1% in November as in October). The drop in prices of sugar and of prepared feeds for farm animals offset the rise in prices of processed and preserved meat and of other food products. Year over year, food products grew by 1.0%.

Virtual stability in prices of “other industrial products”

In October, the prices of “other industrial products” were almost unchanged (+0.1%, as in October). The rises in prices of chemical products and of pharmaceutical products offset the decrease in rubber and plastic product prices. Year over year, prices of “other industrial products” kept rising (+2.2% as in October).

FOREIGN MARKETS: +0.8%

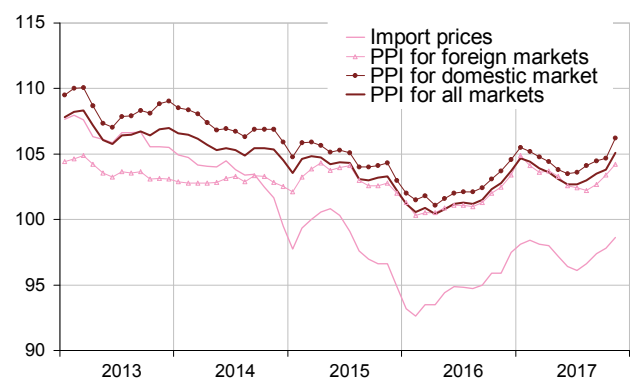
In November, the producer prices of French industrial products sold on foreign markets increased (+0.8% after +0.7% in October), mainly thanks to the peak in prices of mining and quarrying products, energy and water and to refined petroleum products higher prices. Year over year, export prices of industrial products accelerated slightly (+1.7% after +1.4%).

• **Import price indices of industrial products: +0.8% in November**

In November, the import prices of industrial products gathered pace (+0.8% after +0.4%). The rise was marked for refined petroleum product prices. Year over year, import prices also sped up (+2.8% after +2.0%).

Total Industry price indices

Reference year: 2010



Source: INSEE

French Producer Price Indices in industry according to the market where the products are sold

reference year: 2010

Levels A 10 and A 17 in CPF rev. 2, 2008	Weight	Nov.17	Change in %	
			In 1 month	In 1 year
French market				
BE:TOTAL INDUSTRY	1000	106.2	1.4	2.4
(DE) Mining and quarrying, energy, water	197	114.3	5.1	2.3
CZ: Manufactured prod.	803	103.8	0.5	2.5
(C1) Food products, beverages, tobacco	192	108.6	-0.1	1.0
(C2) Coke and refined petroleum products	54	98.1	7.7	21.3
(C3) Electrical & electronic equip., computers, mach.	71	101.2	0.2	0.4
(C4) Transport equipment	121	104.3	0.1	0.6
(C5) Other man. products	365	102.9	0.1	2.2
Foreign markets				
BE:TOTAL INDUSTRY	1000	104.2	0.8	1.7
(DE) Mining and quarrying, energy, water	25	118.7	20.3	13.3
CZ: Manufactured prod.	975	103.8	0.3	1.4
(C1) Food products, beverages, tobacco	106	114.0	-0.1	0.5
(C2) Coke and refined petroleum products	47	88.6	5.6	12.4
(C3) Electrical & electronic equip., computers, mach.	177	99.2	0.1	-0.3
(C4) Transport equipment	183	105.0	0.1	-0.7
(C5) Other man. products	462	102.9	0.0	2.1
All markets				
BE:TOTAL INDUSTRY	1000	105.1	1.3	2.2
(DE) Mining and quarrying, energy, water	152	114.6	5.6	2.8
CZ: Manufactured prod.	848	103.3	0.4	2.1
(C1) Food products, beverages, tobacco	170	109.6	-0.1	0.9
(C2) Coke and refined petroleum products	52	95.6	7.3	19.6
(C3) Electrical & electronic equip., computers, mach.	99	99.3	0.1	0.1
(C4) Transport equipment	137	104.7	0.1	0.2
(C5) Other man. products	390	102.8	0.1	2.1

Source: INSEE

Import prices of industrial products

reference year: 2010

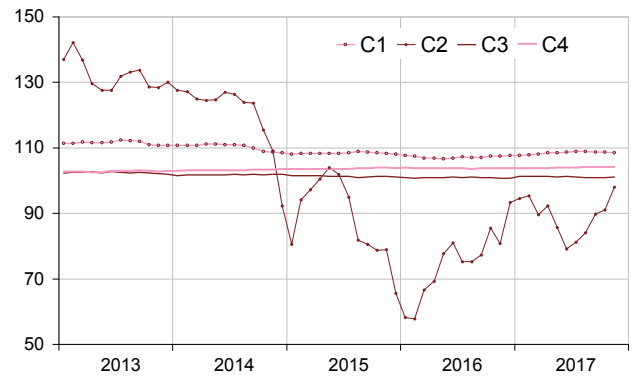
Levels A 10 and A 17 of nomenclature CPF rev. 2, 2008	Weight	Nov.17	Change in %	
			In 1 month	In 1 year
BE:TOTAL INDUSTRY	1000	98.6	0.8	2.8
CZ: Manufactured prod.	s	100.1	0.3	1.6
(C1) Food products, beverages, tobacco	69	115.7	-0.4	0.3
(C2) Coke and refined petroleum products	48	93.0	6.5	22.0
(C3) Electrical & electronic equip., computers, mach.	223	95.3	0.0	-0.6
(C4) Transport equipment	164	97.8	0.0	0.8
(C5) Other manufactured products	s	102.5	0.0	1.4

nd: non available; s: confidential

Source: INSEE

Producer price indices of manufactured products sold on the French market

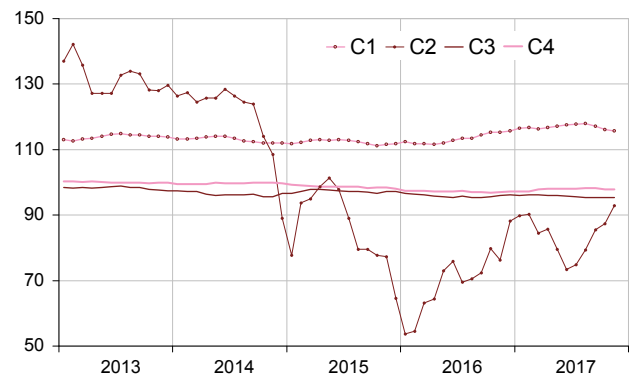
Reference year: 2010



Source: INSEE

Import price indices of manufactured products

Reference year: 2010



Source: INSEE

Revision of variations

In %

	Aug.17 / Jul.17	Sep.17 / Aug.17	Oct.17 / Sep.17
French producer prices in industry sold on:			
- the French market	+0.1	//	//
- the foreign markets	-0.1	//	+0.1
- all markets	+0.1	//	//
Import prices of industrial products	//	//	+0.1

How to read it: the variation of the producer price index in industry for products sold on the French market between September 2017 and October 2017 is unchanged: +0.2%, as it was published in November.

For more information about French PPI

- Complementary data (backseries, methodology, webpages) can be accessed on: <https://www.insee.fr/en/statistiques?debut=0&theme=30&conjoncture=44>
- Historical data are available on the BDM: <https://www.insee.fr/en/statistiques/series/102776019>
- Follow us on Twitter @InseeFr_News: https://twitter.com/InseeFr_News
- Contact: bureau-de-presse@insee.fr

Next publication: 31 January 2018 at 8.45 a.m.