

Informations *Rapides*

31 octobre 2017 - n° 293

Main Indicators



■ Producer and Import Price Indices in industry – September 2017

In September 2017, further increase in producer prices in industry (+0.5%)

• Producer prices in French industry: +0.5% in September

On all markets (French market and foreign markets), producer prices in industry rose again in September 2017 (+0.5% after +0.3% in August). Year over year, they sped up (+2.0% after +1.8% in August).

FRENCH MARKET: +0.5%

In September, French producer prices in industry for the French market went up (+0.5% after +0.4%). Prices increased or were stable in all the main industrial sectors except for food products.

Sharp increase in prices of refined petroleum products

In September, the prices of refined petroleum products ramped up (+7.0% after +3.3%) in the wake of the petroleum price. The rise involved all refined petroleum products. It was especially pronounced for petroleum gas and gas oil. Year over year, prices of refined petroleum products remained very strong (+16.3% after +11.7% in August).

Further rise in prices of mining and quarrying products, energy and water

In September, the prices of mining and quarrying products, energy and water advanced for the fourth consecutive month (+0.7% after +0.8% in August). This rise was mainly the result of the price increases on electricity and gas wholesale markets. Year over year, the prices of mining and quarrying products, energy and water grew by 1.2%.

Decline in food prices

In September, food prices went down (-0.3% after +0.1% in August). This decrease was mainly due to processed meat, linked with the decline in pork prices, and to a lesser extent, to prepared feeds for farm animals. Year over year, food prices slowed down (+1.5% after +1.8% in August).

Slight rise in prices of “other industrial products”

In September, the prices of “other industrial products” went up slightly (+0.2% after +0.1% in August). Only chemical product prices increased significantly, following the petroleum price rises. Other “other industrial products” prices were virtually stable or declined. Year over year, prices of “other industrial products” accelerated slightly (+2.2% after +2.0%).

FOREIGN MARKETS: +0.5%

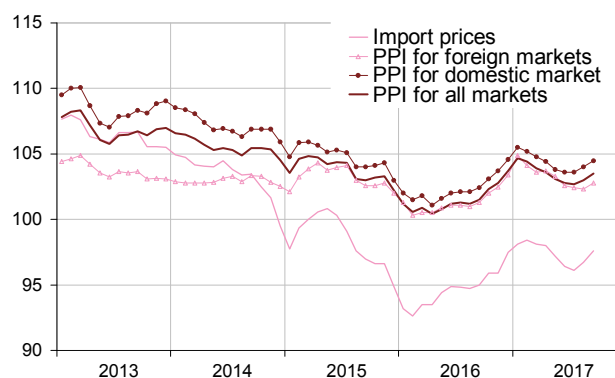
In September, the producer prices of French industrial products sold on foreign markets bounced back (+0.5% after -0.1% in August). Prices of refined petroleum products, those of mining and quarrying products, energy and water went up sharply. Those of “other industrial products” went up slightly. Year over year, export prices of industrial products kept rising (+1.5%).

• Import price indices of industrial products: +0.9% in September

In September, the import prices of industrial products grew again (+0.9% after +0.6%) after six consecutive months of decrease between February to July 2017. The rise came from refined petroleum products and “other industrial products”. Prices were stable or on slight decrease in all other main industrial sectors. Year over year, import prices sped up (+2.7% after +2.1%).

Total Industry price indices

Reference year: 2010



Source: INSEE

French Producer Price Indices in industry according to the market where the products are sold:

reference year: 2010

Levels A 10 and A 17 in CPF rev. 2, 2008	Weight	Sep.17	Change in %	
			In 1 month	In 1 year
French market				
BE:TOTAL INDUSTRY	1000	104.5	0.5	2.1
(DE) Mining and quarrying, energy, water	197	108.1	0.7	1.2
CZ: Manufactured prod.	803	103.2	0.5	2.3
(C1) Food products, beverages, tobacco	192	108.7	-0.3	1.5
(C2) Coke and refined petroleum products	54	89.9	7.0	16.3
(C3) Electrical & electronic equip., computers, mach.	71	101.0	0.0	0.0
(C4) Transport equipment	121	104.2	0.0	0.5
(C5) Other man. products	365	102.6	0.2	2.2
Foreign markets				
BE:TOTAL INDUSTRY	1000	102.8	0.5	1.5
(DE) Mining and quarrying, energy, water	25	83.2	7.8	-3.7
CZ: Manufactured prod.	975	103.3	0.4	1.4
(C1) Food products, beverages, tobacco	106	114.4	-0.2	1.8
(C2) Coke and refined petroleum products	47	82.0	5.7	8.3
(C3) Electrical & electronic equip., computers, mach.	177	99.3	0.0	-0.2
(C4) Transport equipment	183	104.8	0.1	-0.6
(C5) Other man. products	462	102.7	0.4	2.4
All markets				
BE:TOTAL INDUSTRY	1000	103.5	0.5	2.0
(DE) Mining and quarrying, energy, water	152	107.1	0.8	1.3
CZ: Manufactured prod.	848	102.8	0.5	2.1
(C1) Food products, beverages, tobacco	170	109.8	-0.2	1.6
(C2) Coke and refined petroleum products	52	87.8	6.8	14.9
(C3) Electrical & electronic equip., computers, mach.	99	99.3	0.1	0.0
(C4) Transport equipment	137	104.5	0.0	0.1
(C5) Other man. products	390	102.5	0.2	2.2

Source: INSEE

Import prices of industrial products

reference year: 2010

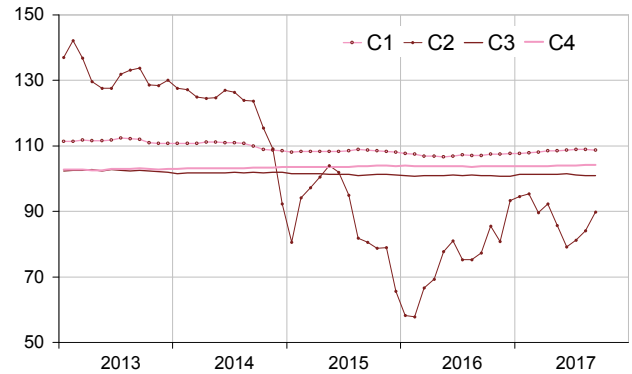
Levels A 10 and A 17 of nomenclature CPF rev. 2, 2008	Weight	Sep.17	Change in %	
			In 1 month	In 1 year
BE:TOTAL INDUSTRY	1000	97.6	0.9	2.7
CZ: Manufactured prod.	s	99.7	0.4	1.8
(C1) Food products, beverages, tobacco	69	117.6	-0.2	2.7
(C2) Coke and refined petroleum products	48	85.5	7.8	18.1
(C3) Electrical & electronic equip., computers, mach.	223	95.3	-0.1	0.0
(C4) Transport equipment	164	98.3	0.1	1.3
(C5) Other manufactured products	s	102.1	0.3	1.4

nd: non available; s: confidential

Source: INSEE

Producer price indices of manufactured products sold on the French market

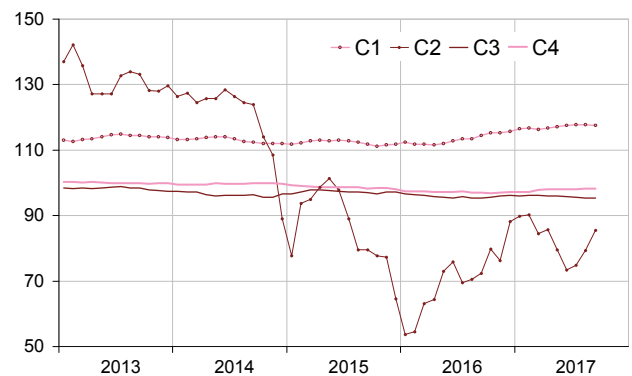
Reference year: 2010



Source: INSEE

Import price indices of manufactured products

Reference year: 2010



Source: INSEE

Revision of variations

	Jun.17 / May 17	Jul.17 / Jun.17	Aug.17 / Jul.17
French producer prices in industry sold on:			
- the French market	//	-0,1	//
- the foreign markets	-0,1	//	-0,1
- all markets	+0,1	-0,1	//
Import prices of industrial products	//	//	+0,1

How to read it: the variation of the producer price index in industry for products sold on the French market between July 2017 and August 2017 is unchanged: +0.4%, as it was published in September.

For more information about French PPI

- Complementary data (backseries, methodology, webpages) can be accessed on: <https://www.insee.fr/en/statistiques?debut=0&theme=30&conjoncture=44>
- Historical data are available on the BDM: <https://www.insee.fr/en/statistiques/series/102776019>
- Follow us on Twitter @InseeFr_News: https://twitter.com/InseeFr_News
- Contact: bureau-de-presse@insee.fr

Next publication: 30 November 2017 at 8.45 a.m.