

Informations Rapides

28 février 2017 - n° 56



■ Dwellings maintenance and improvement work price index – Fourth quarter 2016

In Q4 2016, near stability in the prices of dwellings maintenance and improvement work

In Q4 2016, dwellings maintenance and improvement work price index (IPEA) was virtually stable (+0.1% after +0.2% in Q3 2016).

Prices were almost unchanged in masonry works and building structural works (+0.1% after -0.1% in Q3 2016), in electrical installation (+0.1% after -0.6%), in painting and floor and wall covering and in roofing activities (-0.1% after +0.4%). They recovered slightly in wood and PVC joinery works (+0.2% after -0.2%) and in metal joinery works and ironwork (+0.4% after -0.3%) and they accelerated in plumbing (+0.9% after +0.6%).

Over a year, dwellings maintenance and improvement work prices increased by 0.9%, again faster than in the previous quarter (+0.8%). They continued to rise markedly in metal joinery works and ironwork (+3.0% after +2.9%) and to a lesser extent in electrical installation (+1.6% after +1.5%). Prices accelerated in plumbing (+1.5% after +0.2%) and in painting and floor and wall covering (+1.0% after +0.4%). They were virtually stable in heat and air-conditioning installation (+0.1%).

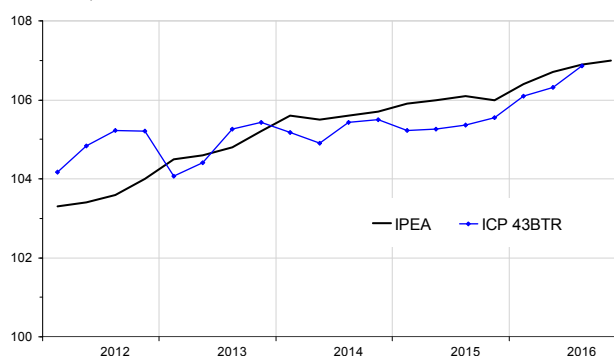
In Q3 2016, producer cost index in specialised construction in existing buildings (ICP-43BTR) continued to grow (+0.6% after +0.2% in Q2 2016). Over a year, it increased by 1.4%, which is more than in Q2 2016 (+0.9%).

Revisions

The variation in the "IPEA" price index between the second quarter of 2016 and the third quarter of 2016 is revised downward by 0.1 points due to the integration of late responses from some businesses. Published in November 2016 at +0.3%, it stands now at +0.2%.

Dwellings maintenance and improvement work price and cost indices

Raw data, base and reference 100 in 2010



Source: INSEE

Dwellings maintenance and improvement work price and cost index

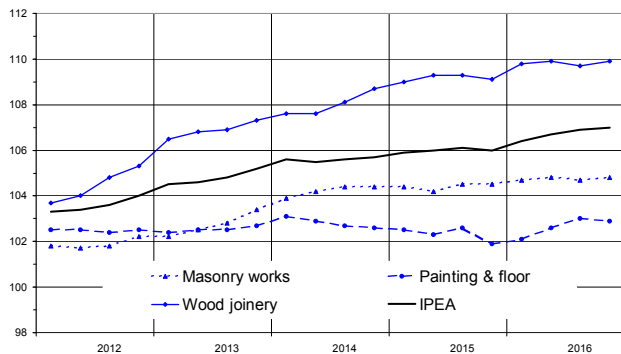
In %, raw data, base and reference 100 in 2010

	Weights	Q4 2016	Q/Q-1	Q/Q-4
Dwellings maintenance and improvement work price index (IPEA)	100.0	107.0	+0.1	+0.9
Masonry works and building structural works	16.9	104.8	+0.1	+0.3
Painting and floor and wall covering	16.9	102.9	-0.1	+1.0
Wood and PVC joinery works	15.5	109.9	+0.2	+0.7
Heat and air-conditioning installation	10.7	107.9	0.0	+0.1
Plumbing	10.1	112.1	+0.9	+1.5
Roofing activities	9.4	106.1	-0.1	+1.0
Electrical installation	9.2	106.3	+0.1	+1.6
Metal joinery works and ironwork	6.3	112.1	+0.4	+3.0
Plastering	5.0	104.3	+0.2	+1.7
		Q3 2016	Q/Q-1	Q/Q-4
Producer cost index in specialised construction in existing buildings (ICP-43BTR)		106.9	+0.6	+1.4

Source: INSEE

Changes in dwellings maintenance and improvement work price index

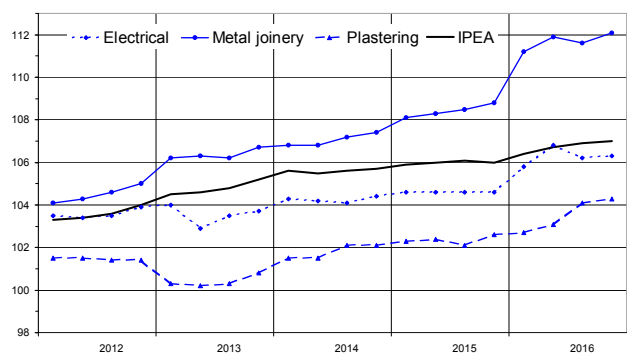
Raw data, base and reference 100 in 2010



Source: INSEE

Changes in dwellings maintenance and improvement work price index

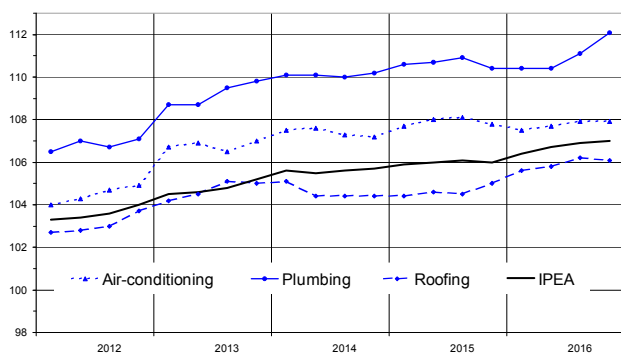
Raw data, base and reference 100 in 2010



Source: INSEE

Changes in dwellings maintenance and improvement work price index

Raw data, base and reference 100 in 2010



Source: INSEE

Variations' revisions (in points of %)

	Q3 2016
IPEA	-0.1
Masonry works and building structural works	-0.1
Painting and floor and wall covering	+0.1
Wood and PVC joinery works	-1.0
Heat and air-conditioning installation	+0.1
Plumbing	+0.7
Roofing activities	+0.3
Electrical installation	-0.4
Metal joinery works and ironwork	-0.3
Plastering	+0.1

///: unchanged

How to read it: the variation in the "IPEA" price index between the second quarter of 2016 and the third quarter of 2016 is revised downward by 0.1 percentage points.

Source: INSEE

For more information:


Definition

The dwellings maintenance and improvement work price index (IPEA) is a quarterly index which measures the changes in prices invoiced by businesses (including artisanal ones) for their maintenance and improvement works in existing dwellings during the quarter under review. The "[producer cost index in specialised construction in existing buildings](#)" (ICP 43BTR, which covers a part of Division 43 of the French classification of activities NAF Rev. 2), is an index available 75 days after the end of the reference month. It reflects the changes in costs occurred by businesses for their maintenance and improvement works in existing dwellings.

The quarterly index ICP 43BTR, published here, is the three-month average of the known monthly indexes (they are available in the section [Statistics>Prices and price indices> Producer cost indices for construction](#) of the INSEE web site <https://www.insee.fr/en/accueil>). Given that the last monthly index has not yet been known, the quarterly index published here measures the changes occurred a quarter before those measured by the dwellings maintenance and improvement price index (IPEA).

Dissemination

Historical data of dwellings maintenance and improvement price work index (IPEA) are available on www.bdm.insee.fr, raw data, reference 100 in 2010) for IPEA index and its nine "families".

- Complementary information (historical data, methodology, web site, etc.) are on: <https://www.insee.fr/en/statistiques?debut=0&theme=30&conjoncture=46>
- Historical data : [G1493](#)
-  Follow us on [Twitter @InseeFr_News](#) (https://twitter.com/InseeFr_News)
- Contact presse : bureau-de-presse@insee.fr

Next issue: 31 May 2017 at 12:00 pm.