

Informations *Rapides*

30 novembre 2016 - n° 313

Main Indicators



■ Producer and Import Price Indices in industry – October 2016

In October 2016, increase in producer prices in industry (+0.8%)

• Producer prices in French industry: +0.8% in October

On all markets (French market and foreign markets), producer prices in industry continued to rise in October 2016 (+0.8%), at a more dynamic pace than in the previous month (+0.3%). Year over year, they kept declining (-0.8%).

FRENCH MARKET: +0.8%

In October, French producer prices in industry for the French market increased again, more sharply than the previous month (+0.8% after +0.3% in September). The rise is mainly due to refined petroleum products and other energy products.

Increase in prices for refined petroleum products

In September, the prices of refined petroleum products sped up significantly (+10.7% after +2.8% in September and -0.1% in August) especially prices of gasoil and jet fuels. Year over year, refined petroleum product prices bounced back sharply (+8.8% after 4.1%).

Rise in prices for other energy products

In October, the prices of mining and quarrying products, energy and water continued to grow (+1.5% after +0.7% in September). The increase was mainly due to electricity produced and traded. The shutdown of nuclear reactors since mid-September diminished the production capacities and the prices on the wholesale market rose sharply.

Slight increase in food prices

In October, food prices went up (+0.2%) after a virtual stability in September. Sugar price rebounded (+5.7% after -0.3% in September), in line with the sharp increase in sugar prices on a global level in October. Year over year, food prices remained declining (-1.2%).

Virtual stability in prices for "other industrial products"

The prices of "other industrial products" remained virtually stable (+0.1% in October as in September). Only the prices of chemical products and basic metals products grew. The prices of other products of this category fell slightly or were stable.

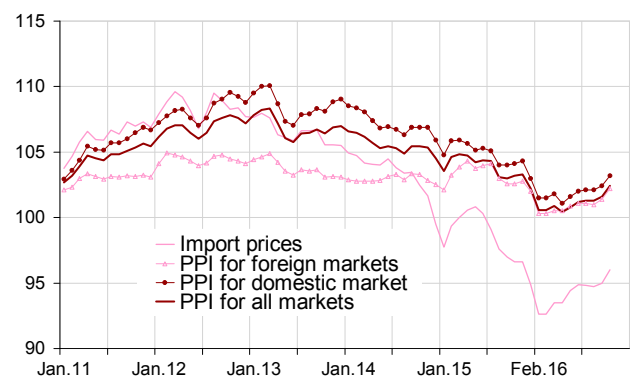
FOREIGN MARKETS: +0.8%

Producer prices of French industrial products sold on foreign markets continued to rise (+0.8% in October after +0.4% in September). Increases were concentrated in energy and refined petroleum products and, to a lesser extent, in foodstuffs. Year over year, the decline in export prices eased (-0.4% after -1.2%).

• Import price indices of industrial products: +1.1% in October

In October, the import prices of industrial products rose sharply (+1.1% after +0.3%). Prices went up for all products except for transport equipment. Import prices remained down year over year (-0.6%).

Total Industry price indices



Source : INSEE

French Producer Price Indices in industry according to the market where the products are sold

reference year: 2010

Levels A 10 and A 17 in CPF rev. 2, 2008	Weight	Oct.16	Change in %	
			In 1 month	In 1 year
French market				
BE:TOTAL INDUSTRY	1000	103.2	0.8	-0.9
(DE) Mining and quarrying, energy, water	193	108.3	1.5	-3.3
CZ: Manufactured prod.	807	101.6	0.7	-0.2
(C1) Food products, beverages, tobacco	188	107.3	0.2	-1.2
(C2) Coke and refined petroleum products	53	85.6	10.7	8.8
(C3) Electrical & electronic equip., computers, mach.	71	101.0	-0.1	-0.4
(C4) Transport equipment	124	103.7	0.0	-0.3
(C5) Other man. products	371	100.6	0.1	-0.5
Foreign markets				
BE:TOTAL INDUSTRY	1000	102.2	0.8	-0.4
(DE) Mining and quarrying, energy, water	32	102.0	18.2	1.8
CZ: Manufactured prod.	968	102.2	0.2	-0.6
(C1) Food products, beverages, tobacco	122	113.1	0.6	-0.8
(C2) Coke and refined petroleum products	26	80.5	6.2	6.1
(C3) Electrical & electronic equip., computers, mach.	180	99.6	0.1	-0.2
(C4) Transport equipment	169	105.4	0.0	0.6
(C5) Other man. products	471	100.4	0.0	-1.4
All markets				
BE:TOTAL INDUSTRY	1000	102.4	0.8	-0.8
(DE) Mining and quarrying, energy, water	159	108.1	2.2	-3.1
CZ: Manufactured prod.	841	101.3	0.5	-0.3
(C1) Food products, beverages, tobacco	175	108.3	0.2	-1.2
(C2) Coke and refined petroleum products	49	84.0	9.9	8.0
(C3) Electrical & electronic equip., computers, mach.	85	99.3	-0.1	-0.4
(C4) Transport equipment	123	104.4	0.0	-0.1
(C5) Other man. products	409	100.5	0.2	-0.7

Source : INSEE

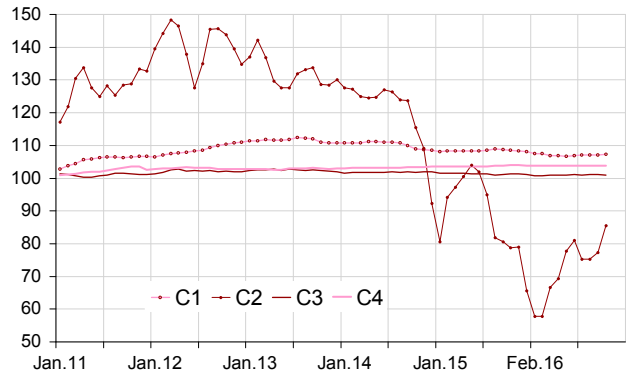
Import prices of industrial products

reference year: 2010

Levels A 10 and A 17 of nomenclature CPF rev. 2, 2008	Weight	Oct.16	Change in %	
			In 1 month	In 1 year
BE:TOTAL INDUSTRY	1000	96.0	1.1	-0.6
CZ: Manufactured prod.	s	98.5	0.6	-0.3
(C1) Food products, beverages, tobacco	71	115.2	0.6	3.6
(C2) Coke and refined petroleum products	53	79.9	10.4	2.7
(C3) Electrical & electronic equip., computers, mach.	225	95.6	0.2	-1.1
(C4) Transport equipment	147	97.3	-0.2	-1.1
(C5) Other manufactured products	s	100.7	0.2	-0.7

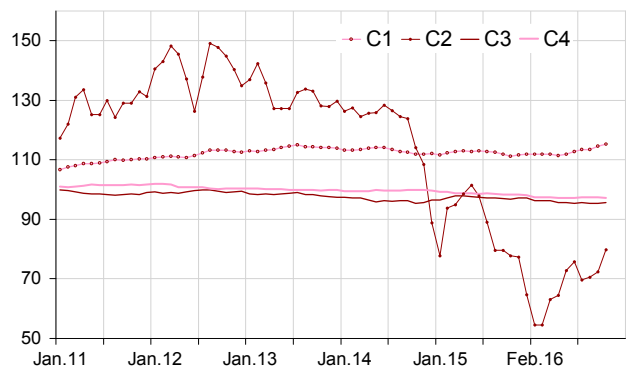
r: updated ; nd: non available ; s : confidential
Source : INSEE

Producer price indices of manufactured products sold on the French market



Source : INSEE

Import price indices of manufactured products



Source : INSEE

Revision of variations

Revision of the monthly change (in %)

	Jul.16 / Jun.16	Aug.16 / Jul.16	Sep.16 / Aug.16
French producer prices in industry sold on:			
- the French market	//	//	+0.2
- the foreign markets	//	//	//
- all markets	//	//	+0.2
Import prices of industrial products	-0.1	//	+0.2

// : unrevised variation

How to read it: the change in the producer price index in industry for products sold on the French market between August 2016 and September 2016 has been revised upwards by 0.2 points: published at the end of October equal to 0.1%, it has been updated to 0.3%

Nota bene : important changes occurred in electricity sector on the 1st of January 2016, with the end of regulated tariffs. Due to this evolution on the electricity market, electricity production price indexes may be revised more than usual.

For more information about French PPI:

- Complementary data (backseries, methodology, webpages) can be accessed on: <https://www.insee.fr/en/statistiques?debut=0&theme=30&conjoncture=44>
- Historical data are available on the BDM : [G1430](#), [G1436](#), [G1427](#), [G1439](#) (respectively producer price indices on French market, on foreign markets, on all markets and import price indices).
- Follow us on Twitter @InseeFr_News: https://twitter.com/InseeFr_News
- Contact: bureau-de-presse@insee.fr

Next publication: 21 December 2016 at 8.45 a.m.