

Informations *Rapides*

30 septembre 2016 - n° 257

Main Indicators



■ Producer and Import Price Indices in industry – August 2016

In August 2016, producer prices in industry were stable

• **Producer prices in French industry: 0.0% in August**

On all markets (French market and foreign markets), producer prices in industry were stable (after -0.1% in July and +0.4% in June). Year over year, they remained declining (-1.9%).

FRENCH MARKET: 0.0%

In August 2016, French producer prices in industry for the French market barely moved (between -0.1% and +0.1%) in all major industrial sectors.

Virtual stability in prices for refined petroleum products

In August, prices for refined petroleum products were overall unchanged (-0.1% after -7.2%) despite the slight rebound in prices for crude oil. The sharp decrease in prices for kerosene and jet fuels, and the more moderate one for super unleaded fuels, offset the increase in prices for liquefied butane and propane. Year over year, prices for refined petroleum products declined again (-8.2%) but significantly less than in July (-20.7% year over year).

Virtual stability in prices for other energy products

In August, prices for mining and quarrying products, energy and water were slack (+0.1% after +0.8%), despite the slight rise in gas price. Year over year, prices fell again (-3.5%).

Virtual stability in food prices

In August, food prices were virtually stable (-0.1%) after two monthly increases. By product, the variations ranged from +0.7% in prepared feeds for animals to -1.4% in prepared and preserved fish. Year over year, food prices remained declining (-1.7%).

Stability in prices for “other industrial products”

Prices for “other industrial products” were stable in August (after +0.1% in July and +0.3% in June). Prices for chemical products continued to decline, reflecting the past decreases in oil price. On the contrary, prices for basic metals and metallic products continued to grow, driven up by the rise in prices of iron and zinc. Prices for medicinal products also increased. Prices for other products of this sector were almost unchanged.

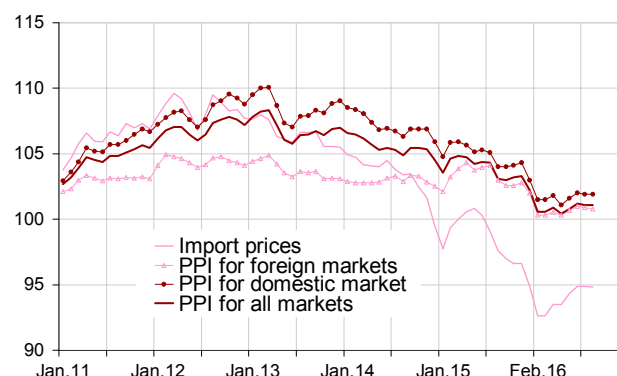
FOREIGN MARKETS: -0.1%

Producer prices of French industrial products sold on foreign markets remained virtually stable (-0.1% in August as in July). The decrease in prices for refined petroleum products (-1.2%) offset the rise in prices for mining and quarrying products, energy and water (+0.6%). In other sectors, prices were stable or virtually stable.

• **Import price indices of industrial products: -0.1% in August**

In August, import prices of industrial products were also virtually stable (-0.1% after 0.0%) despite the rise in prices for refined petroleum products (+1.1%). They remain lower than a year before but this fall eased (-2.9% after -4.2%)

Total Industry price indices



Source: INSEE

French Producer Price Indices in industry according to the market where the products are sold

reference year: 2010

Levels A 10 and A 17 in CPF rev. 2, 2008	Weight	Aug.16	Change in %	
			In 1 month	In 1 year
French market				
BE:TOTAL INDUSTRY	1000	101.9	0.0	-2.0
(DE) Mining and quarrying, energy, water	193	104.9	0.1	-3.5
CZ: Manufactured prod.	807	100.7	-0.1	-1.7
(C1) Food products, beverages, tobacco	188	107.0	-0.1	-1.7
(C2) Coke and refined petroleum products	53	75.2	-0.1	-8.2
(C3) Electrical & electronic equip., computers, mach.	71	101.1	0.1	0.1
(C4) Transport equipment	124	103.8	0.1	0.1
(C5) Other man. products	371	100.5	0.0	-1.6
Foreign markets				
BE:TOTAL INDUSTRY	1000	100.8	-0.1	-2.1
(DE) Mining and quarrying, energy, water	32	79.9	0.6	-8.9
CZ: Manufactured prod.	968	101.6	-0.1	-1.8
(C1) Food products, beverages, tobacco	122	111.9	-0.2	-2.1
(C2) Coke and refined petroleum products	26	74.0	-1.2	-6.6
(C3) Electrical & electronic equip., computers, mach.	180	98.9	-0.1	-1.2
(C4) Transport equipment	169	105.1	0.0	0.3
(C5) Other man. products	471	100.3	-0.1	-2.6
All markets				
BE:TOTAL INDUSTRY	1000	101.1	0.0	-1.9
(DE) Mining and quarrying, energy, water	159	103.7	0.1	-3.7
CZ: Manufactured prod.	841	100.6	0.0	-1.7
(C1) Food products, beverages, tobacco	175	107.9	-0.1	-1.8
(C2) Coke and refined petroleum products	49	74.4	-0.3	-8.1
(C3) Electrical & electronic equip., computers, mach.	85	99.2	0.1	-0.4
(C4) Transport equipment	123	104.4	0.1	0.2
(C5) Other man. products	409	100.3	-0.1	-2.0

Import prices of industrial products

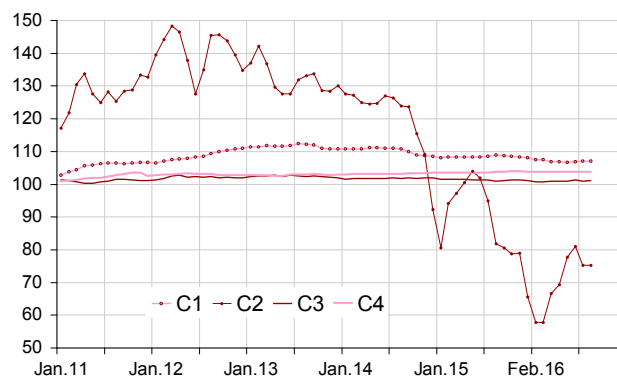
reference year: 2010

Levels A 10 and A 17 of nomenclature CPF rev. 2, 2008	Weight	Aug.16	Change in %	
			In 1 month	In 1 year
BE:TOTAL INDUSTRY	1000	94.8	-0.1	-2.9
CZ: Manufactured prod.	s	97.7	0.0	-2.2
(C1) Food products, beverages, tobacco	71	113.6	0.2	1.0
(C2) Coke and refined petroleum products	53	70.4	1.1	11.4
(C3) Electrical & electronic equip., computers, mach.	225	95.5	-0.2	-1.7
(C4) Transport equipment	147	97.4	0.0	-1.2
(C5) Other manufactured products	s	100.4	-0.1	-2.4

r: updated ; nd: non available ; s : confidential

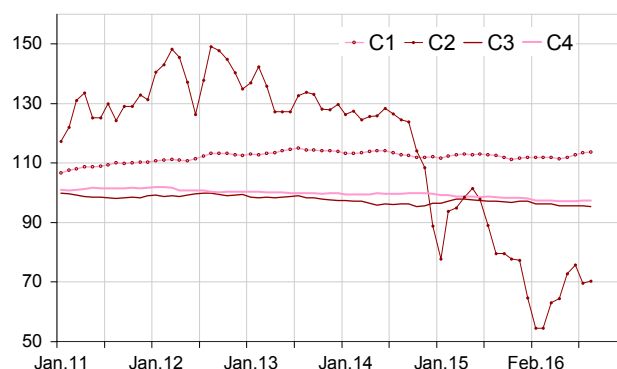
Source: INSEE

Producer price indices of manufactured products sold on the french market



Source: INSEE

Import price indices of manufactured products



Source: INSEE

Revision of each index at total industry level

Revision of the monthly change (in %)

	May 16 / Apr.16	Jun.16 / May 16	Jul.16 / Jun.16
French producer prices in industry sold on:			
- the French market	//	//	-0.1
- the foreign markets	-0.1	+0.2	//
- all markets	//	//	//
Import prices of industrial products	//	//	+0.1

(1) How to read it: the change of the index for French producer prices in industry for products sold on the French market between June 16 and July.16 has been revised by -0.1 points: published last month equal to 0%, it has been updated to -0.1%.

For more information about French PPI:

- Complementary data (backseries. methodology. webpages) can be accessed on: <http://www.insee.fr/en/themes/info-rapide.asp?id=25>
- Historical data are available on the BDM : [G1430](#), [G1436](#), [G1427](#), [G1439](#) (respectively producer price indices on French market. on foreign markets. on all markets and import price indices).
- Follow us on Twitter @InseeFr_News: https://twitter.com/InseeFr_News
- Contact: bureau-de-presse@insee.fr

Next publication: 28 october 2016 at 8.45 a.m.