

Informations Rapides

18 août 2016 - n° 212

Main indicators



ILO unemployment rate and labour market indicators: results of the Labour Force Survey in Q2 2016

The unemployment rate decreased by 0.3 points in Q2 2016

The unemployment rate decreased by 0.3 points compared to Q1 2016

In Q2 2016, the average ILO unemployment rate in metropolitan France and overseas departments stood at 9.9% of active population, after 10.2% in Q1 2016.

In **metropolitan France** only, the number of unemployed decreased by 74,000 to 2.8 million people unemployed; thus, the unemployment rate decreased by 0.3 percentage points q-o-q, standing at 9.6% of active population. It decreased across all age groups, particularly among youths. Over a year, the unemployment rate fell by 0.5 percentage points.

Among unemployed, 1.2 million were seeking a job for at least one year. The **long-term unemployed rate** stood at 4.3% of active population in Q2 2016, as in the previous quarter and in Q2 2015.

ILO-unemployment rate in metropolitan France

Seasonally adjusted, average over quarter

	ILO-unemployment rate (%)		Variation in points		Thou sands 2016 Q2 (p)
	2016 Q1	2016 Q2 (p)	over quarter	over year	
Unemployed persons	9.9	9.6	-0.3	-0.5	2,767
15-24 years	24.1	23.7	-0.4	0.0	643
25-49 years	9.2	9.0	-0.2	-0.5	1,591
50 years and more	6.5	6.4	-0.1	-0.6	533
Men	10.2	10.0	-0.2	-0.6	1,487
15-24 years	25.2	24.0	-1.2	0.1	353
25-49 years	9.4	9.1	-0.3	-0.8	845
50 years and more	6.8	6.8	0.0	-0.9	289
Women	9.4	9.3	-0.1	-0.2	1,280
15-24 years	22.8	23.2	0.4	-0.1	290
25-49 years	9.1	8.8	-0.3	-0.2	746
50 years and more	6.2	6.0	-0.2	-0.4	244
Long-term unemployed persons	4.3	4.3	0.0	0.0	1,241

(p) = provisional results

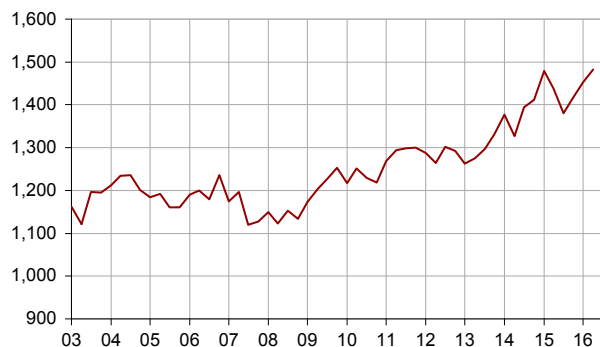
Scope : population of people living in households, people aged 15 years or more

Source: INSEE, Labour Force Survey

In metropolitan France, among inactive people, 1.5 million persons wished to work without being considered as unemployed according to the ILO definition: they made up the halo around unemployment. In Q2 2016, the number of people in this **unemployment halo** rose by 29,000 q-o-q and by 43,000 over a year.

People in unemployment's halo

Seasonally adjusted, thousands

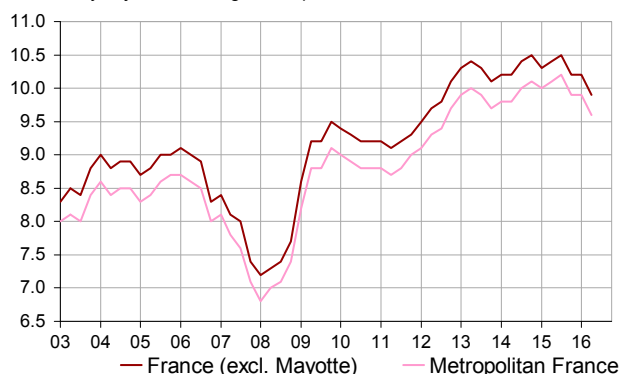


Scope : population of people living in households in metropolitan France, people aged 15 years or over

Source: INSEE, Labour Force Survey

ILO-unemployment rate

Seasonally adjusted, average over quarter, %



Estimation within +/-0.3 points of the level of unemployment rate and of its quarterly variations

Scope : population of people living in households, people aged 15 years or more

Source: INSEE, Labour Force Survey

The employment rate increased by 0.1 percentage points in Q2 2016

The **employment rate** of the population aged 15-64 years stood at 64.7% in Q2 2016. It increased slightly compared to early 2016 (+0.1 percentage points), specifically among youths and persons aged 50 to 64. Over a year, the employment rate rose by 0.5 percentage points.

The **full-time-equivalent employment rate** increased to an extent similar to the employment rate, standing at 59.9% in Q2 2016.

The permanent employment rate hold firm

Permanent employment rate for people aged 15-64 stood at 48.8% in Q2 2016, as in previous quarter. It increased by 0.2 percentage points year-on-year. **Fixed-term and temporary** employment rate stood at 7.4%. It increased slightly (+0.1 percentage points) compared to the previous quarter and over the year.

Part-time employment rate decreased by 0.1 percentage points, standing at 11.8% in Q2 2016, its Q2 2015 level. **Full-time** employment rate increased by 0.1 percentage points in Q2 2016, to 52.8%, and by 0.4 percentage points year-on-year.

Underemployment increased

In Q2 2016, 6.7% of the employed persons were **underemployed**, a ratio increasing by 0.3 percentage points over the quarter. Underemployment mainly concerns people who have a part-time job and wish to work more. Slack work stood at 0.5% of the employed (+0.3 percentage points q-o-q).

The activity rate decreased slightly

The **activity rate** of people aged 15-64 stood at 71.6% in Q2 2016. It decreased by 0.1 percentage points quarter-on-quarter and increased by 0.1 percentage points compared to Q2 2015.

Revisions

The ILO unemployment rate of Q1 2016 remains unchanged, compared to the provisional estimate published in May 2016.

ILO employment rate in the population aged 15-64 years

Seasonally adjusted, average over quarter

	% of people in the age group		Variation in points over	
	2016 Q1	2016 Q2 (p)	quarter	year
Employed people	64.6	64.7	0.1	0.5
Men	67.8	67.9	0.1	0.5
Women	61.5	61.5	0.0	0.5
15-24 years	28.4	28.6	0.2	0.3
25-49 years	80.2	80.2	0.0	0.5
50-64 years	60.4	60.5	0.1	0.8
<i>Included : 55-64 years</i>	<i>49.6</i>	<i>49.6</i>	<i>0.0</i>	<i>0.7</i>
Permanent employment	48.8	48.8	0.0	0.2
Fixed-term and temporary employment	7.3	7.4	0.1	0.1
Full-time employment	52.7	52.8	0.1	0.4
Part-time employment	11.9	11.8	-0.1	0.0
Full-time-equivalent employment rate	59.8	59.9	0.1	0.6

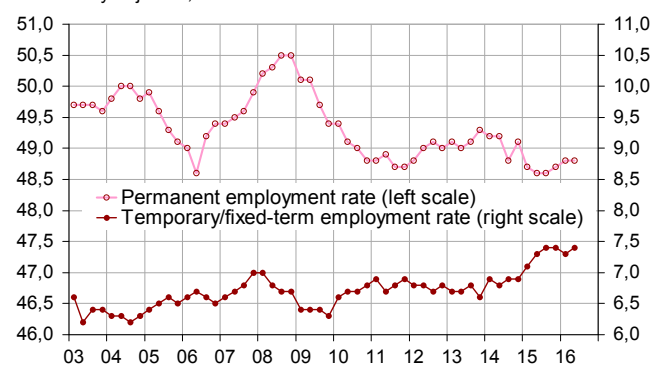
(p) = provisional results

Scope : population of people living in households in metropolitan France, people aged 15-64 years

Source: INSEE, Labour Force Survey

Permanent and temporary/fixed-term employment rate in the population aged 15-64 years

Seasonally adjusted, in %



Scope : population of people living in households in metropolitan France, people aged 15-64 years

Source: INSEE, Labour Force Survey

ILO activity rate in the population aged 15-64 years

Seasonally adjusted, average over quarter

	% of people in the age group		Variation in points over	
	2016 Q1	2016 Q2 (p)	quarter	year
Active people	71.7	71.6	-0.1	0.1
Men	75.7	75.5	-0.2	0.0
Women	67.9	67.8	-0.1	0.3
15-24 years	37.5	37.5	0.0	0.5
25-49 years	88.3	88.1	-0.2	0.0
50-64 years	64.7	64.8	0.1	0.4
<i>Included : 55-64 years</i>	<i>53.3</i>	<i>53.3</i>	<i>0.0</i>	<i>0.4</i>


(p) = provisional results

Scope : population of people living in households in metropolitan France, people aged 15-64 years

Source: INSEE, Labour Force Survey

For more information :

An **unemployed person for the International Labour Office** (ILO) is someone of working age (15 years or more) who did not work, even one hour, during the reference week, who is available to work within two weeks and who looked actively for a job in the previous month (or has found a job which begins in three months).

- Complementary data (long series, monthly data) and metadata (methodology, linked internet pages, etc.) are available on the web page of this indicator: <http://www.insee.fr/en/themes/info-rapide.asp?id=14>
- Historical data are available on the BDM: [G1533](#), [G1534](#), [G1535](#), [G1536](#), [G1537](#), [G1539](#), [G1815](#)
- Press contact: bureau-de-presse@insee.fr
-  Follow us on [Twitter @InseeFr_News](#)

Next issue: 17 November 2016 at 07.30 am