

# Informations *Rapides*

27 juillet 2016 - n° 198

Main Indicators



## ■ Producer and Import Price Indices in industry – June 2016

### In June 2016, producer prices in industry rose anew (+0.4%)

#### • Producer prices in French industry: +0.4% in June

On all markets (French market and foreign markets), producer prices rose by 0.4% in June as in May. Prices grew or were virtually stable for all main industrial sectors. Year over year, prices decreased by 3.0%.

#### FRENCH MARKET: +0.4%

In June 2016 as in May, French producer prices in industry for the French market advanced by 0.4%, driven up by prices for refined petroleum products and other energy products.

#### Prices for refined petroleum products increased

In June, prices for refined petroleum products increased (+4.4%) but less strongly than in May (+12.3%), as prices for crude oil. Prices for gas oil and heating oil expanded whereas those for super unleaded fuels were stable or fell slightly. However, year over year, prices for refined petroleum products declined by 20.4%.

#### Prices for other energy products rebounded

In June, prices for mining and quarrying products, energy and water edged up (+0.9%) after six consecutive month of fall or stability. The rise was mainly due to the increase in prices on the international wholesale electricity and gas markets.

#### Stability in food prices

In June, food prices were unchanged after virtual stability in May (-0.1%). By products, prices monthly evolutions ranged from +1.3% for prepared and preserved fish to -0.9% for other processed and preserved fruit and vegetables.

#### Slight rise in prices for other industrial products

Prices for other industrial products advanced slightly in June (+0.2%) as in May. The main rise concerned basic metals and metallic products, linked with the recovery in ferrous and non-ferrous metal prices. Conversely, prices for textile and chemical products decreased. Prices for others products of this sector were stable or near stable, except those for other manufactured products which grew moderately (+0.2%).

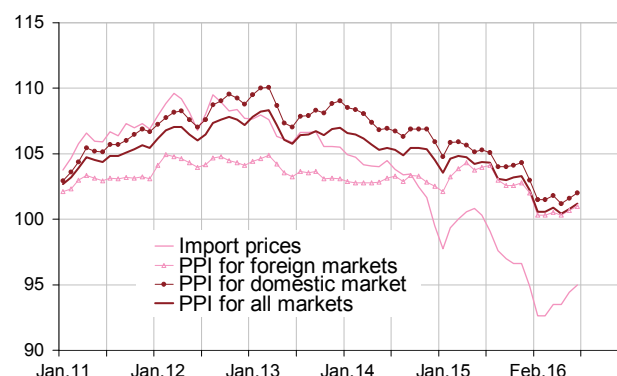
#### FOREIGN MARKETS: +0.3%

Producer prices of French industrial products sold on foreign markets expanded in June (+0.3% after +0.4%), mainly driven up by the increase in prices on the international wholesale electricity market after the historically low levels in April and May. Year over year, prices decreased by 2.8%, especially those for refined petroleum products (-17.3%) and for other industrial products (-3.8%).

#### • Import price indices of industrial products: +0.6% in June

In June, import prices of industrial products expanded (+0.6%) but less strongly than in May (+1.0%), driven by prices for refined petroleum products and, in a lesser extend, by foods products.

Total Industry price indices



Source: INSEE

**French Producer Price Indices in industry according to the market where the products are sold:**

reference year: 2010

Levels A 10 and A 17 of nomenclature CPF rev. 2, 2008	Weight	Jun.16	Change in %	
			In 1 month	In 1 year
<b>French market</b>				
<b>BE:TOTAL INDUSTRY</b>	<b>1000</b>	<b>102.0</b>	<b>0.4</b>	<b>-3.1</b>
(DE) Mining and quarrying, energy, water	193	104.5	0.9	-4.0
CZ: Manufactured prod.	807	101.0	0.3	-2.9
(C1) Food products, beverages, tobacco	188	106.7	0.0	-1.5
(C2) Coke and refined petroleum products	53	81.2	4.4	-20.4
(C3) Electrical & electronic equip., computers, mach.	71	101.2	0.3	-0.1
(C4) Transport equipment	124	103.7	-0.1	0.2
(C5) Other man. products	371	100.3	0.2	-2.4
<b>Foreign markets</b>				
<b>BE:TOTAL INDUSTRY</b>	<b>1000</b>	<b>101.0</b>	<b>0.3</b>	<b>-2.8</b>
(DE) Mining and quarrying, energy, water	32	81.4	3.8	-7.2
CZ: Manufactured prod.	968	101.8	0.2	-2.7
(C1) Food products, beverages, tobacco	122	111.5	0.1	-2.4
(C2) Coke and refined petroleum products	26	77.7	2.2	-17.3
(C3) Electrical & electronic equip., computers, mach.	180	99.1	0.1	-1.0
(C4) Transport equipment	169	105.4	0.0	0.6
(C5) Other man. products	471	100.3	0.2	-3.8
<b>All markets</b>				
<b>BE:TOTAL INDUSTRY</b>	<b>1000</b>	<b>101.2</b>	<b>0.4</b>	<b>-3.0</b>
(DE) Mining and quarrying, energy, water	159	103.4	1.0	-4.1
CZ: Manufactured prod.	841	100.8	0.3	-2.9
(C1) Food products, beverages, tobacco	175	107.6	0.0	-1.6
(C2) Coke and refined petroleum products	49	80.0	4.0	-20.3
(C3) Electrical & electronic equip., computers, mach.	85	99.3	0.2	-0.5
(C4) Transport equipment	123	104.4	-0.1	0.3
(C5) Other man. products	409	100.2	0.2	-2.8

Source: INSEE

**Import prices of industrial products**

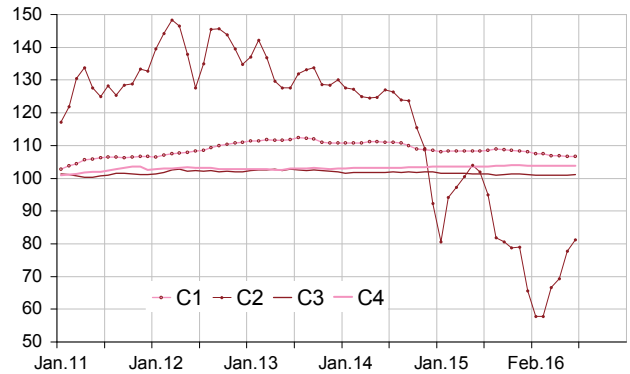
reference year: 2010

Levels A 10 and A 17 of nomenclature CPF rev. 2, 2008	Weight	Jun.16	Change in %	
			In 1 month	In 1 year
<b>BE:TOTAL INDUSTRY</b>	<b>1000</b>	<b>95.0</b>	<b>0.6</b>	<b>-5.3</b>
CZ: Manufactured prod.	s	97.8	0.4	-3.5
(C1) Food products, beverages, tobacco	71	112.9	0.8	-0.2
(C2) Coke and refined petroleum products	53	76.3	4.5	-22.0
(C3) Electrical & electronic equip., computers, mach.	225	95.7	0.1	-1.8
(C4) Transport equipment	147	97.2	-0.1	-1.4
(C5) Other manufactured products	s	100.0	0.3	-3.4

r: updated ; nd: non available ; s : confidential

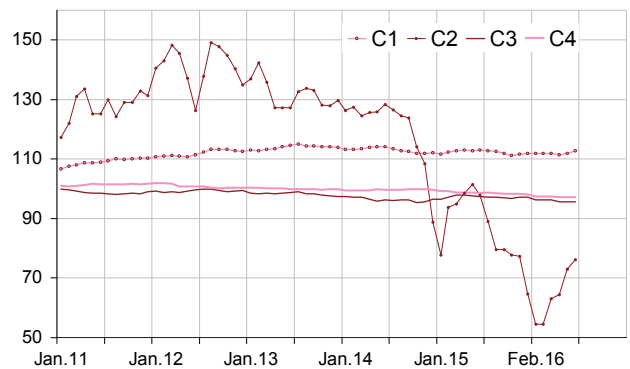
Source: INSEE

**Producer price indices of manufactured products sold on the french market**



Source: INSEE

**Import price indices of manufactured products**



Source: INSEE

**Revision of each index at total industry level**

Revision of the monthly change (in %)

	Mar.16 / Feb.16	Apr.16 / Mar.16	June 16 / Apr.16
French producer prices in industry sold on:			
- the French market	+0.2	-0.2	+0.1
- the foreign markets	//	-0.1	+0.1
- all markets	+0.1	-0.2	+0.1
Import prices of industrial products	//	//	//

(1) Reading note: the change of the index on French market between Avr.16 and Mai 16 has been revised by 0,1 point: published at the end of June equal to +0,3%, it has been updated to +0,4%.

**For more information about French PPI:**

- Complementary data (backseries, methodology, webpages) can be accessed on: <http://www.insee.fr/en/themes/info-rapide.asp?id=25>
- Historical data are available on the BDM : [G1430](#), [G1436](#), [G1427](#), [G1439](#) (respectively producer price indices on French market, on foreign markets, on all markets and import price indices).
- Follow us on Twitter @InseeFr\_News: [https://twitter.com/InseeFr\\_News](https://twitter.com/InseeFr_News)
- Contact: [bureau-de-presse@insee.fr](mailto:bureau-de-presse@insee.fr)

Next publication: 31 august 2016 at 8.45 a.m.