

Informations *Rapides*

30 juin 2016 - n° 171

Main Indicators



■ Producer and Import Price Indices in industry – May 2016

In May 2016, producer prices in industry recovered (+0.3%)

• **Producer prices in French industry: +0.3% in May**

On all markets (French market and foreign markets), producer prices recovered in May 2016 (+0.3% following -0.3%). Year over year, prices decreased by 3.3%. Prices slid for all main industrial sectors, except those for transport equipment whose prices rose slightly over one year.

FRENCH MARKET: +0.3%

In May 2016, French producer prices in industry for the French market rebounded (+0.3% after -0.4% in April), mainly due to refined petroleum products.

Prices for refined petroleum products sped up

In May, prices for refined petroleum products increased much more than in April (+12.3% after +3.9%), driven up by prices for crude oil. Prices for gas oil and heating oil expanded more than those for super unleaded fuels and lubricating oils. However, year over year, prices for refined petroleum products declined by 25.3%.

Prices for other energy products slid again

Prices for mining and quarrying products, energy and water declined for the sixth consecutive month. The fall, slighter in May (-0.7%) than in April (-2.7%), was mainly due to electricity, with on the one hand, the changeover to summer rates for electricity distribution, and on the other hand, the fall in prices for electricity production and trade.

Virtual stability in food prices

In May as in April, food prices were almost unchanged (-0.1%). The fall in prices for dairy products, bread, pastry and fresh viennese pastry was partially offset by the rise in meat prices.

Slight rise in prices for other manufactured products

Prices for other manufactured products advanced slightly in May (+0.2% following +0.1% in April). The main rises concerned chemical products, linked with the recovery in oil prices, pharmaceutical products and basic metals products, these last ones echoing the increase in ferrous and non-ferrous metal prices. Prices for others products of this sector were stable or virtually stable.

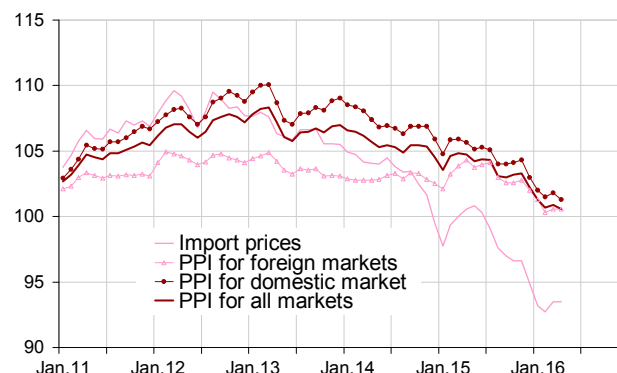
FOREIGN MARKETS: +0.3%

Producer prices of French industrial products sold on foreign markets edged up in May (+0.3% after -0.1%), driven up by the strong increase in prices for refined petroleum products, and to a lesser extent, by price rises for mining and quarrying products, energy and water.

• **Import price indices of industrial products: +1.0% in May**

In May, import prices of industrial products rebounded (+1.0% after 0.0% in April) driven by prices for refined petroleum products. Food prices recovered (+0.4% following -0.3%) mainly due to the rise in prices for white sugar on global market. Prices for other sectors were stable or virtually stable.

Total Industry price indices



Source: INSEE

French Producer Price Indices in industry according to the market where the products are sold

reference year: 2010

Levels A 10 and A 17 in CPF rev. 2, 2008	Weight	May 16	Change in %	
			In 1 month	In 1 year
French market				
BE:TOTAL INDUSTRY	1000	101.5	0.3	-3.5
(DE) Mining and quarrying. energy. water	193	103.5	-0.7	-3.7
CZ: Manufactured prod.	807	100.6	0.5	-3.5
(C1) Food products. beverages. tobacco	188	106.7	-0.1	-1.5
(C2) Coke and refined petroleum products	53	77.8	12.3	-25.3
(C3) Electrical & electronic equip.. computers. mach.	71	100.6	-0.1	-0.7
(C4) Transport equipment	124	103.8	-0.1	0.1
(C5) Other man. products	371	100.1	0.2	-2.6
Foreign markets				
BE:TOTAL INDUSTRY	1000	100.7	0.3	-3.0
(DE) Mining and quarrying. energy. water	32	78.4	2.2	-3.7
CZ: Manufactured prod.	968	101.6	0.3	-2.9
(C1) Food products. beverages. tobacco	122	111.6	-0.3	-1.8
(C2) Coke and refined petroleum products	26	75.9	12.3	-21.8
(C3) Electrical & electronic equip.. computers. mach.	180	99.2	0.0	-0.8
(C4) Transport equipment	169	105.4	0.1	0.6
(C5) Other man. products	471	100.0	0.1	-4.2
All markets				
BE:TOTAL INDUSTRY	1000	100.8	0.3	-3.3
(DE) Mining and quarrying. energy. water	159	102.4	-0.4	-3.6
CZ: Manufactured prod.	841	100.5	0.5	-3.3
(C1) Food products. beverages. tobacco	175	107.6	-0.2	-1.6
(C2) Coke and refined petroleum products	49	76.8	12.3	-25.1
(C3) Electrical & electronic equip.. computers. mach.	85	99.0	0.0	-0.7
(C4) Transport equipment	123	104.5	0.0	0.3
(C5) Other man. products	409	99.9	0.1	-3.1

Source: INSEE

Import prices of industrial products

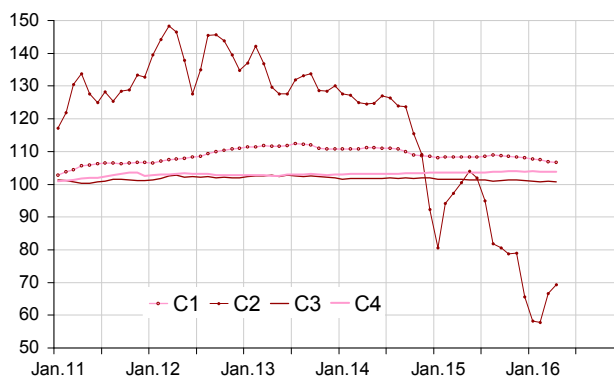
reference year: 2010

Levels A 10 and A 17 of nomenclature CPF rev. 2, 2008	Weight	May 16	Change in %	
			In 1 month	In 1 year
BE:TOTAL INDUSTRY	1000	94.4	1.0	-6.4
CZ: Manufactured prod.	s	97.4	0.5	-4.1
(C1) Food products, beverages, tobacco	71	112.1	0.4	-0.6
(C2) Coke and refined petroleum products	53	73.0	13.2	-28.0
(C3) Electrical & electronic equip., computers, mach.	225	95.7	-0.1	-2.0
(C4) Transport equipment	147	97.3	0.0	-1.5
(C5) Other manufactured products	s	99.7	0.0	-3.7

nd: non available ; s : confidential

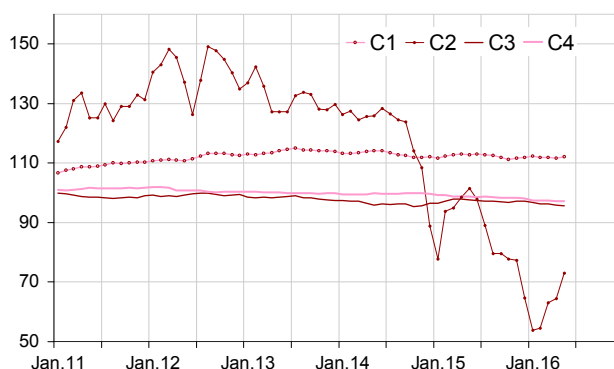
Source: INSEE

Producer price indices of manufactured products sold on the French market



Source: INSEE

Import price indices of manufactured products



Source: INSEE

Revision of each index at total industry level

Revision of the monthly change (in %)

	Feb.16 / Jan.16	Mar.16 / Feb.16	Apr.16 / Mar.16
French producer prices in industry sold on:			
- the French market	//	-0.2	+0.1
- the foreign markets	//	-0.1	-0.1
- all markets	//	//	//
Import prices of industrial products	-0.1	+0.1	//

(1) How to read it: the change in the producer price index of manufactured products sold on the French market between March 2016 and April 2016 has been revised by 0.1 points: published last month equal to -0.5%, it has been updated to -0.4%.

For more information about French PPI:

- Complementary data (backseries. methodology. webpages) can be accessed on: <http://www.insee.fr/en/themes/info-rapide.asp?id=25>
- Historical data are available on the BDM : [G1430](#), [G1436](#), [G1427](#), [G1439](#) (respectively producer price indices on French market. on foreign markets. on all markets and import price indices).
- Follow us on Twitter @InseeFr_News: https://twitter.com/InseeFr_News
- Contact: bureau-de-presse@insee.fr

Next publication: 27 July 2016 at 8.45 a.m.