

Informations *Rapides*

31 mai 2016 - n° 144

Main Indicators



■ Producer and Import Price Indices in industry – April 2016

In April 2016, producer prices in industry fell back (–0.3%)

• **Producer prices in French industry: –0.3% in April**

On all markets (French market and foreign markets), producer prices fell back in April 2016 (–0.3% following +0.2%). Year over year, they decreased by 3.9%, mainly due to plummeting prices for refined petroleum products (–30.9%).

FRENCH MARKET: –0.5%

In April 2016, French producer prices in industry for the French market decreased (–0.4% after +0.3% in March and –0.5% in February), driven down by a further price fall for mining and quarrying products, energy and water.

Prices for refined petroleum products expanded again

In April, prices for refined petroleum products picked up again, but less strongly than in March (+3.9% after +15.2%) as those for crude oil. Year over year, prices decreased by 31.0%.

Prices for other energy products slid again

Prices for mining and quarrying products, energy and water declined for the fifth consecutive month. The fall, sharper in April (–2.7%) than March (–0.6%), was mainly due to changeover to summer rates for electricity transport.

Slight decline in food prices

In April, food prices slid slightly (–0.2% following –0.6% in March). The decline mainly concerned dairy products, oils and prepared feeds for farm animals. These falls were partially offset by the rise in poultry meat prices.

Virtual stability in prices for other manufactured products

Prices for other manufactured products were almost unchanged in April (+0.1% following –0.1%). The

increase in prices for chemical products, related to the recovery in oil prices, was offset by the fall in prices for pharmaceutical preparations, rubber and plastics products and basic metals products. Prices for others products of this sector were stable or virtually stable.

FOREIGN MARKETS: +0.0%

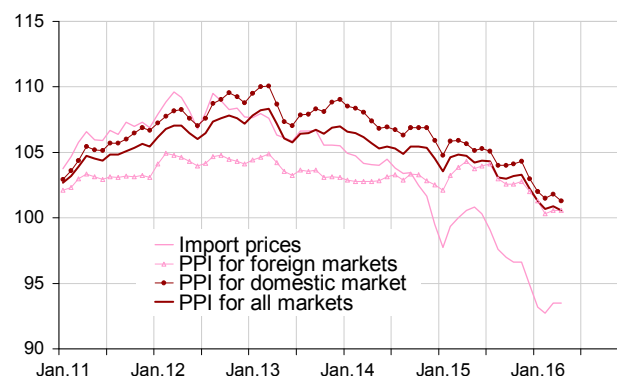
Producer prices of French industrial products sold on foreign markets were stable (0.0%) following a moderate rise in March (+0.3%). The increase in prices for other manufactured products and for refined petroleum products was partially offset by the fall in prices for food products and for mining and quarrying products, energy and water.

• **Import price indices of industrial products: 0.0% in April**

In April, import prices of industrial products were unchanged (+0.0%) after a rebound in March (+0.9%). Only prices for oil refining products advanced (+2.4%), prices for all other sectors were stable or declined.

Total Industry price indices

reference year: 2010



Source: INSEE

French Producer Price Indices in industry according to the market where the products are sold:

reference year: 2010

Levels A 10 and A 17 in CPF rev. 2. 2008	Weight	Apr.16	Change in %	
			In 1 month	In 1 year
French market				
BE:TOTAL INDUSTRY	1000	101.3	-0.5	-4.1
(DE) Mining and quarrying. energy. water	193	104.7	-2.7	-5.9
CZ: Manufactured prod.	807	100.1	0.2	-3.6
(C1) Food products. beverages. tobacco	188	106.7	-0.2	-1.5
(C2) Coke and refined petroleum products	53	69.3	3.9	-31.0
(C3) Electrical & electronic equip.. computers. mach.	71	100.7	-0.2	-0.8
(C4) Transport equipment	124	103.8	-0.1	0.2
(C5) Other man. products	371	100.0	0.1	-2.5
Foreign markets				
BE:TOTAL INDUSTRY	1000	100.6	0.0	-3.6
(DE) Mining and quarrying. energy. water	32	77.4	-3.4	-17.4
CZ: Manufactured prod.	968	101.4	0.1	-3.2
(C1) Food products. beverages. tobacco	122	112.0	-0.9	-1.8
(C2) Coke and refined petroleum products	26	67.5	5.3	-28.3
(C3) Electrical & electronic equip.. computers. mach.	180	99.1	-0.2	-1.6
(C4) Transport equipment	169	105.3	-0.1	0.5
(C5) Other man. products	471	100.3	0.4	-4.0
All markets				
BE:TOTAL INDUSTRY	1000	100.6	-0.3	-3.9
(DE) Mining and quarrying. energy. water	159	103.4	-2.7	-6.3
CZ: Manufactured prod.	841	100.0	0.1	-3.6
(C1) Food products. beverages. tobacco	175	107.6	-0.4	-1.6
(C2) Coke and refined petroleum products	49	68.4	4.1	-30.9
(C3) Electrical & electronic equip.. computers. mach.	85	99.0	-0.2	-1.2
(C4) Transport equipment	123	104.5	0.0	0.3
(C5) Other man. products	409	100.0	0.2	-2.9

Source: INSEE

Import prices of industrial products

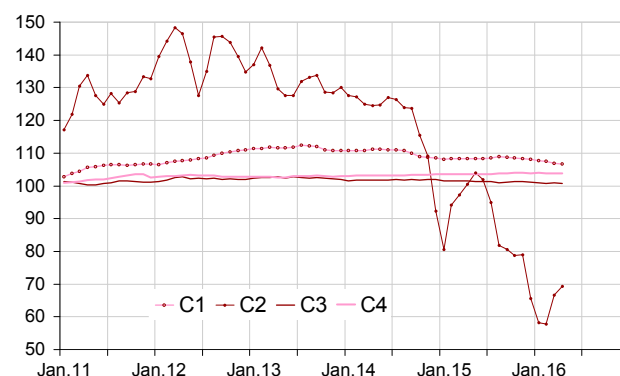
reference year: 2010

Levels A 10 and A 17 of nomenclature CPF rev. 2, 2008	Weight	Apr.16	Change in %	
			In 1 month	In 1 year
BE:TOTAL INDUSTRY	1000	93.5	0.0	-7.0
CZ: Manufactured prod.	s	97.0	-0.1	-4.4
(C1) Food products, beverages, tobacco	71	111.9	-0.2	-1.1
(C2) Coke and refined petroleum products	53	65.0	2.4	-34.1
(C3) Electrical & electronic equip., computers, mach.	225	95.7	-0.6	-2.3
(C4) Transport equipment	147	97.3	-0.1	-1.4
(C5) Other manufactured products	s	99.7	0.0	-3.7

r: updated ; nd: non available ; s : confidential
Source: INSEE

Producer price indices of manufactured products sold on the French market

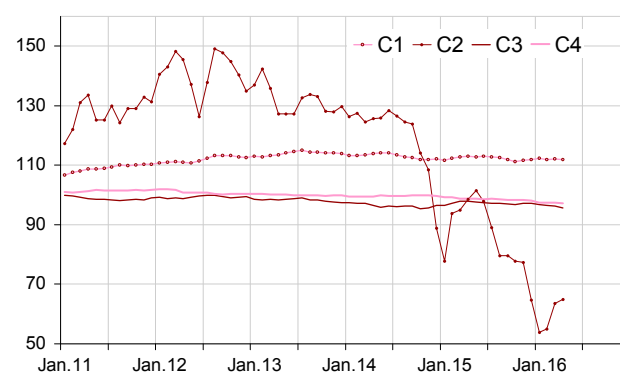
reference year: 2010



Source: INSEE

Import price indices of manufactured products

reference year: 2010



Source: INSEE

Revision of each index at total industry level

Revision of the monthly change (in %)

	Jan.16 / Dec.15	Feb.16 / Jan.16	Mar.16 / Feb.16
French producer prices in industry sold on:			
- the French market	+0.1	0.0	0.0
- the foreign markets	+0.1	-0.4	+0.1
- all markets	0.0	0.0	0.0
Import prices of industrial products	+0.1	+0.1	-0.2

How to read it: the change in the producer prices of industrial products sold on the foreign markets between February 2016 and March 2016 has been revised by 0.1 points: published last month equal to 0.2%, it has been updated to 0.3%.

For more information about French PPI:

- Complementary data (backseries. methodology. webpages) can be accessed on: <http://www.insee.fr/en/themes/info-rapide.asp?id=25>
- Historical data are available on the BDM : [G1430](#). [G1436](#). [G1427](#). [G1439](#) (respectively producer price indices on French market. on foreign markets. on all markets and import price indices).
- Follow us on Twitter @InseeFr_News: https://twitter.com/InseeFr_News
- Contact: bureau-de-presse@insee.fr

Next publication: 30 06 2016 at 8.45 a.m.