

Informations *Rapides*

26 Février 2016 - n° 53

Main Indicators



■ Producer and Import Price Indices in industry – January 2016

In January 2016, further fall in producer prices in industry (–0.7%)

• **Producer prices in French industry: –0.7% in January**

On all markets (French market and foreign markets), prices declined again in January 2016 (–0.7% following –1.1%). Year over year, they decreased by 2.0%, mainly due to slumping prices for refined petroleum products (–27.9%).

FRENCH MARKET: –0.8%

In January 2016, French producer prices in industry for the French market dropped again (–0.8% following –1.2% in December), driven down by prices for refined petroleum products and, to a lesser extent, by prices for mining and quarrying industry, energy, water and food products.

Prices for refined petroleum products plummeted

In January, prices for refined petroleum products declined considerably once again (–13.9% after –16.7%) driven down by the fall in prices for crude oil. The index hit its lowest level since March 2004. The price fall was stronger on heavy products (heavy fuel oil, bitumen, kerosene, gas oil) than on super unleaded. Year over year, prices slumped by 29.7%.

Prices for other energy products slid

Prices for mining and quarrying products, energy, water decreased again (–0.7% in January following –1.7% in December). Prices on the electricity wholesale market and gas prices continued to drop.

Food prices fell

In January, food prices declined (–0.4% as in December), mainly due to prices for meat and meat products, and dairy products.

Prices for other manufactured products dipped slightly

Prices for other manufactured products continued to decline slightly (–0.2% in January as in December). Prices for basic metals fell following the decrease of metal prices. By contrast, prices for medicinal products grew because of annual tariff revisions from some companies.

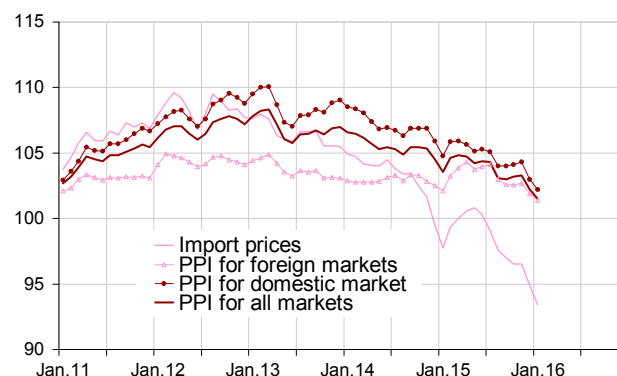
FOREIGN MARKETS: –0.5%

Producer prices of French industrial products sold on foreign markets fell again in January (–0.5% following –0.8% in December). They dipped above all for energy refined petroleum products and, to a lesser extent, for other industrial products.

• **Import price indices of industrial products: –1.6% in January**

In January, import prices dropped clearly once again (–1.6% after –1.7% in December), driven down by coke and petroleum products. Prices decreased in all the main industrial sectors, except for food products, whose prices increased slightly.

Total Industry price indices



Source: INSEE

French Producer Price Indices in industry according to the market where the products are sold:

reference year: 2010

Levels A 10 and A 17 in CPF rev. 2, 2008	Weight	Jan.16	Change in %	
			In 1 month	In 1 year
French market				
BE:TOTAL INDUSTRY	1000	102.2	-0.8	-2.5
(DE) Mining and quarrying, energy, water	194	110.7	-0.7	-2.9
CZ: Manufactured prod.	806	99.8	-0.8	-2.3
(C1) Food products, beverages, tobacco	186	107.7	-0.4	-0.4
(C2) Coke and refined petroleum products	56	56.6	-13.9	-29.7
(C3) Electrical & electronic equip., computers, mach.	72	101.4	0.2	-0.1
(C4) Transport equipment	111	104.2	0.1	0.6
(C5) Other man. products	380	100.5	-0.2	-1.4
Foreign markets				
BE:TOTAL INDUSTRY	1000	101.4	-0.5	-0.7
(DE) Mining and quarrying, energy, water	32	90.2	0.2	-5.1
CZ: Manufactured prod.	968	101.9	-0.5	-0.5
(C1) Food products, beverages, tobacco	122	113.5	-0.1	1.0
(C2) Coke and refined petroleum products	26	59.8	-13.5	-15.0
(C3) Electrical & electronic equip., computers, mach.	180	100.3	0.3	0.4
(C4) Transport equipment	169	105.3	0.1	0.9
(C5) Other man. products	471	100.7	-0.6	-1.2
All markets				
BE:TOTAL INDUSTRY	1000	101.5	-0.7	-2.0
(DE) Mining and quarrying, energy, water	155	109.7	-0.6	-3.0
CZ: Manufactured prod.	845	99.9	-0.7	-1.8
(C1) Food products, beverages, tobacco	171	108.7	-0.4	-0.2
(C2) Coke and refined petroleum products	49	56.7	-13.7	-27.9
(C3) Electrical & electronic equip., computers, mach.	98	99.9	0.2	0.1
(C4) Transport equipment	125	104.7	0.1	0.7
(C5) Other man. products	402	100.5	-0.3	-1.3

Source: INSEE

Import prices of industrial products

reference year: 2010

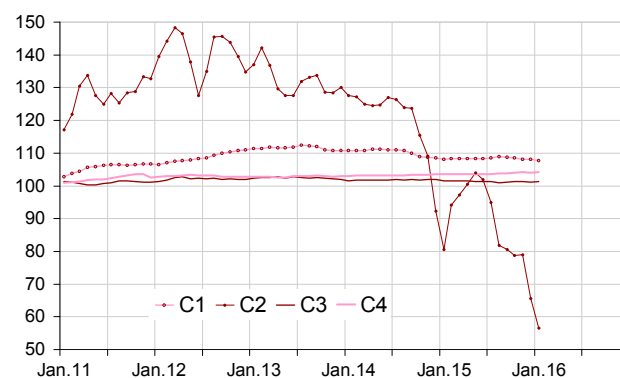
Levels A 10 and A 17 of nomenclature CPF rev. 2, 2008	Weight	Jan.16	Change in %	
			In 1 month	In 1 year
BE:TOTAL INDUSTRY	1000	93.4	-1.6	-4.5
CZ: Manufactured prod.	s	97.1	-0.9	-2.4
(C1) Food products, beverages, tobacco	71	112.0	0.3	0.3
(C2) Coke and refined petroleum products	53	53.9	-16.6	-30.7
(C3) Electrical & electronic equip., computers, mach.	225	97.1	-0.1	0.5
(C4) Transport equipment	147	97.9	-0.2	-1.4
(C5) Other manufactured products	s	100.5	-0.5	-2.1

s: confidential

Source: Insee

Producer price indices of manufactured products sold on the french market

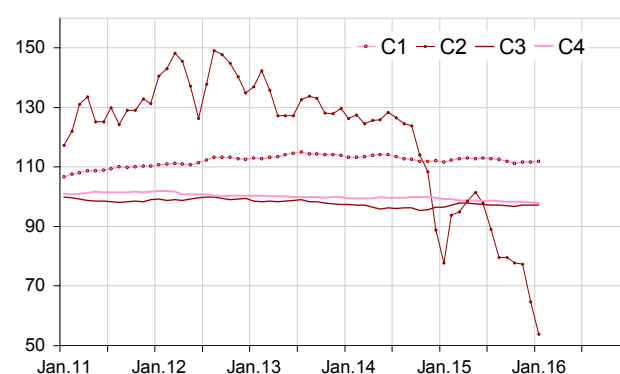
2010: 100



Source: INSEE

Import price indices of manufactured products

2010: 100



Source: INSEE

Revision of each index at total industry level

Revision of the monthly change (in %)

	Oct.15 / Sep.15	Nov.15 / Oct.15	Dec.15 / Nov.15
French producer prices in industry sold on:			
- the French market	//	//	//
- the foreign markets	//	//	//
- all markets	//	//	//
Import prices of industrial products	//	-0.1	//

How to read it: the change of the index on French market between Oct.15 and Nov.15 has been revised by -0.1 points: published at the end of January equal to 0.1%, it has been revised to 0.0%.

Source : INSEE

Information : Producers prices in electricity for the French market for January 2016 have a very low recoil about the important changes in this sector. The effects of disappearance of part of regulated electricity prices on 1st January 2016 can not be totally analyzed yet.

For more information about French PPI:

- Complementary data (backseries, methodology, webpages) can be accessed on: <http://www.insee.fr/en/themes/info-rapide.asp?id=25>
- Historical data are available on the BDM : [G1430](#), [G1436](#), [G1427](#), [G1439](#) (respectively producer price indices on French market, on foreign markets, on all markets and import price indices).
- Follow us on Twitter @InseeFr_News: https://twitter.com/InseeFr_News
- Contact: bureau-de-presse@insee.fr

Next publication : 31 03 2016 at 8.45 a.m.