

Informations *Rapides*

19 mai 2016 - n° 130

Main indicators



■ ILO unemployment rate and labour market indicators: results of the Labour Force Survey in Q1 2016

The unemployment rate was stable in Q1 2016

The unemployment rate was stable compared to Q4 2015

In Q1 2016, the average **ILO unemployment rate** in metropolitan France and overseas departments stood at 10.2% of active population, as in Q4 2015.

In **metropolitan France** only, the number of unemployed was stable at 2.8 million people unemployed; thus, the unemployment rate remained at its Q4 2015 level (9.9%). It increased among youths and persons aged 25 to 49, whereas it decreased for those aged 50 and over. Compared to Q1 2015, the unemployment rate fell by 0.1 percentage points.

Among unemployed, 1.2 million were seeking a job for at least one year. The **long-term unemployed rate** stood at 4.3% of active population in Q1 2016. It increased by 0.1 percentage points compared to the previous quarter, as over a year.

Ilo-unemployment rate in metropolitan France

Seasonally adjusted, average over quarter

	ILO-unemployment rate (%)		Variation in points		Thousands 2016 Q1 (p)
	2015 Q4	2016 Q1 (p)	over quarter	over year	
Unemployed persons	9.9	9.9	0.0	-0.1	2,845
15-24 years	23.9	24.2	0.3	0.1	657
25-49 years	9.2	9.3	0.1	-0.2	1,651
50 years and more	6.7	6.5	-0.2	0.0	537
Men	10.4	10.3	-0.1	-0.1	1,537
15-24 years	25.5	25.4	-0.1	-0.2	379
25-49 years	9.5	9.4	-0.1	-0.2	874
50 years and more	7.2	6.8	-0.4	0.0	285
Women	9.4	9.4	0.0	-0.2	1,307
15-24 years	22.0	22.7	0.7	0.3	278
25-49 years	9.0	9.1	0.1	-0.2	777
50 years and more	6.3	6.2	-0.1	0.0	252
Long-term unemployed persons	4.2	4.3	0.1	0.1	1,231

(p) = provisional results

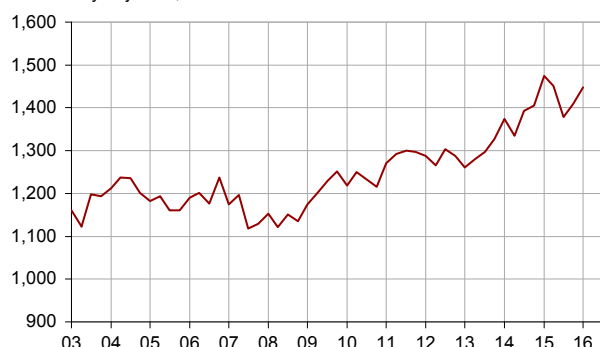
Scope : population of people living in households, people aged 15 years or more.

Source: INSEE, Labour Force Survey

In metropolitan France, among inactive people, 1.4 million persons wished to work but they are not considered as unemployed according to the ILO definition: they are part of the halo around unemployment. In Q1 2016, the number of people in this **unemployment halo** rose by 39,000 q-o-q and decreased by 26,000 over a year.

People in unemployment's halo

Seasonally adjusted, thousands

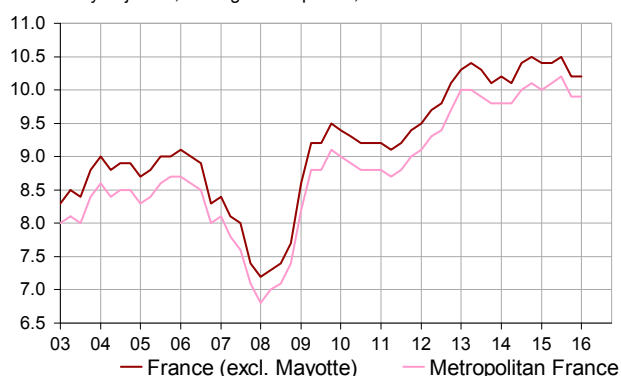


Scope : population of people living in households in metropolitan France, people aged 15 years or more.

Source: INSEE, Labour Force Survey

ILO-unemployment rate

Seasonally adjusted, average over quarter, %



Estimation within +/-0.3 points of the level of unemployment rate and of its quarterly variations

Scope : population of people living in households, people aged 15 years or more.

Source: INSEE, Labour Force Survey

The employment rate increased by 0.2 percentage points in Q1 2016

The **employment rate** of the population aged 15-64 years stood at 64.6% in Q1 2016. It increased compared with the end of 2015 (+0.2 percentage points), more particularly among persons aged 50 to 64 (+0.5 percentage points). Over a year, the employment rate rose by 0.5 percentage points.

The **full-time equivalent employment rate** increased to the same extent as the employment rate, standing at 59.8% in Q1 2016.

Increase in permanent employment rate

Permanent employment rate for people aged 15-64 stood at 48.9% in Q1 2016. It increased by 0.2 percentage points quarter-on-quarter, as year-on-year. **Fixed-term and temporary** employment rate stood at 7.3%. It decreased slightly compared to the previous quarter (-0.1 percentage points) and increased by 0.2 percentage points over the year.

Part-time employment rate stood at 11.9% in Q1 2016, increasing by 0.1 percentage points compared to Q4 2015. **Full-time** employment rate increased by 0.1 percentage points in Q1 2016, at 52.7%.

Underemployment decreased again

In Q1 2016, 6.4% of the employed persons were **underemployed**, a ratio decreasing by 0.1 percentage points over the quarter. Underemployment mainly concerns people who have a part-time job and wish to work more. Slack work stood at 0.2% of the employed.

The activity rate increased slightly

The **activity rate** of people aged 15-64 stood at 71.7% in Q1 2016. It increased by 0.1 percentage points quarter-on-quarter and by 0.4 percentage points compared to Q1 2015.

Revisions

The ILO unemployment rate of Q4 2015 has been revised downwards by 0.1 percentage points, to 9.9% of active population for metropolitan France (and to 10.2% in France including overseas departments), compared to the provisional result published on 3 March 2016. Besides the usual revisions, the weightings of the Labour Force Survey have been revised to include the results of the 2013 census.

ILO employment rate in the population aged 15-64 years

Seasonally adjusted, average over quarter

	% of people in the age group		Variation in point over	
	2015 Q4	2016 Q1 (p)	quarter	year
Employed people	64.4	64.6	0.2	0.5
Men	67.6	67.8	0.2	0.3
Women	61.3	61.4	0.1	0.5
15-24 years	28.5	28.4	-0.1	0.0
25-49 years	80.0	80.2	0.2	0.5
50-64 years	59.9	60.4	0.5	1.0
Included : 55-64 years	49.0	49.6	0.6	1.3
Permanent employment	48.7	48.9	0.2	0.2
Fixed-term and temporary employment	7.4	7.3	-0.1	0.2
Full-time employment	52.6	52.7	0.1	0.3
Part-time employment	11.8	11.9	0.1	0.2
Full-time equivalent employment rate	59.6	59.8	0.2	0.5

(p) = provisional results

Scope : population of people living in households in metropolitan France, people aged 15-64 years

Source: INSEE, Labour Force Survey

ILO underemployment rate

Seasonally adjusted, in % of the persons who have a job



Scope : population of people living in households in metropolitan France, people aged 15 years or over

Source: INSEE, Labour Force Survey

ILO activity rate in the population aged 15-64 years

Seasonally adjusted, average over quarter

	% of people in the age group		Variation in point over	
	2015 Q4	2016 Q1 (p)	quarter	year
Active people	71.6	71.7	0.1	0.4
Men	75.6	75.7	0.1	0.3
Women	67.7	67.9	0.2	0.5
15-24 years	37.4	37.4	0.0	0.0
25-49 years	88.2	88.3	0.1	0.2
50-64 years	64.4	64.7	0.3	1.1
Included : 55-64 years	52.8	53.3	0.5	1.4


(p) = provisional results

Scope : population of people living in households in metropolitan France, people aged 15-64 years

Source: INSEE, Labour Force Survey

For more information :

An **unemployed person for the International Labour Office** (ILO) is someone of working age (15 years or more) who did not work, even one hour, during the reference week, who is available to work within two weeks and who looked actively for a job in the previous month (or has found a job which begins in three months).

- Complementary data (long series, monthly data) and metadata (methodology, linked internet pages, etc.) are available on the web page of this indicator: <http://www.insee.fr/en/themes/info-rapide.asp?id=14>
- Historical data are available on the BDM: [G1533](#), [G1534](#), [G1535](#), [G1536](#), [G1537](#), [G1539](#), [G1815](#)
- Press contact: bureau-de-presse@insee.fr
-  Follow us on [Twitter @InseeFr_News](#)

Next issue: 18 August 2016 at 07.30 am