

Informations *Rapides*

29 avril 2016 - n° 114

Main Indicators



■ Producer and Import Price Indices in industry – March 2016

In March 2016, producer prices in industry recovered (+0.2%)

• Producer prices in French industry: +0.2% in March

On all markets (French market and foreign markets), prices recovered in March 2016 (+0.2% following -0.6%). Year over year, they decreased by 3.8%, mainly due to plummeting prices for refined petroleum products (-32.8%).

FRENCH MARKET: +0.3%

In March 2016, French producer prices in industry for the French market advanced (+0.3%), driven up by prices for oil refining products, after three consecutive months of decline.

Prices for refined petroleum products rebounded

In March, prices for refined petroleum products picked up (+15.5%) after the slump of the three previous months (-16.7% in December, -13.7% in January and -0.9% February) in a context of strong increase in prices for crude oil. By products, rises ranged from +6.9% for bitumen to +21.3% for super unleaded.

Prices for other energy products slid again

Prices for mining and quarrying products, energy and water decreased for the fourth consecutive month (-0.6% following -1.5% in February as in January and -1.6% in December 2015). The slight rise in prices for electricity did not offset the significant fall in gas prices.

Slight decline in food prices

In March, food prices slid anew slightly (-0.3%). The decline mainly concerned dairy products, oils and prepared feeds for farm animals.

Stability of other manufactured products

Prices for other manufactured products were stable in March after seven months of decline. The increase in prices for chemical products, related to the rise in prices for oil prices, was offset by the fall in prices for rubber and plastics products. Prices for others products of this sectors were stable or virtually stable.

FOREIGN MARKETS: +0.2%

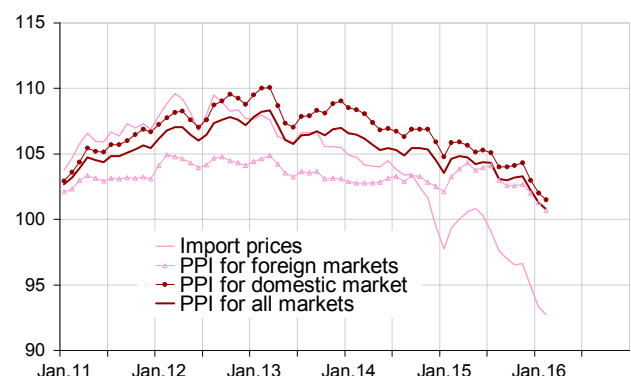
Producer prices of French industrial products sold on foreign markets recovered (+0.2% following -0.6% in February and -0.8% in January), mainly due to higher prices for refined petroleum products and others manufactured products.

• Import price indices of industrial products: +1.1% in March

In March, import prices picked up (+1.1%), mainly due to a strong increase in prices for oil refining products. This rebound ended the near nonstop decline since June 2015.

Total Industry price indices

reference year: 2010



Source: INSEE

French Producer Price Indices in industry according to the market where the products are sold:

reference year: 2010

| Levels A 10 and A 17 in CPF rev. 2. 2008 | Weight | Mar.16 | Change in % | |
|---|-------------|--------------|-------------|-------------|
| | | | In 1 month | In 1 year |
| French market | | | | |
| BE:TOTAL INDUSTRY | 1000 | 101.7 | 0.3 | -4.0 |
| (DE) Mining and quarrying. energy. water | 194 | 107.7 | -0.6 | -6.0 |
| CZ: Manufactured prod. | 806 | 99.9 | 0.5 | -3.4 |
| (C1) Food products. beverages. tobacco | 186 | 107.2 | -0.3 | -1.0 |
| (C2) Coke and refined petroleum products | 56 | 64.9 | 15.5 | -33.3 |
| (C3) Electrical & electronic equip.. computers. mach. | 72 | 101.1 | 0.2 | -0.4 |
| (C4) Transport equipment | 111 | 103.8 | 0.0 | 0.2 |
| (C5) Other man. products | 380 | 100.0 | 0.0 | -2.1 |
| Foreign markets | | | | |
| BE:TOTAL INDUSTRY | 1000 | 100.8 | 0.2 | -2.9 |
| (DE) Mining and quarrying. energy. water | 32 | 89.5 | -0.1 | -8.5 |
| CZ: Manufactured prod. | 968 | 101.2 | 0.2 | -2.8 |
| (C1) Food products. beverages. tobacco | 122 | 112.9 | 0.1 | -0.8 |
| (C2) Coke and refined petroleum products | 26 | 61.4 | 8.5 | -28.4 |
| (C3) Electrical & electronic equip.. computers. mach. | 180 | 99.3 | -0.2 | -0.9 |
| (C4) Transport equipment | 169 | 104.9 | 0.0 | 0.2 |
| (C5) Other man. products | 471 | 100.0 | 0.2 | -3.8 |
| All markets | | | | |
| BE:TOTAL INDUSTRY | 1000 | 100.9 | 0.2 | -3.8 |
| (DE) Mining and quarrying. energy. water | 155 | 106.9 | -0.5 | -6.1 |
| CZ: Manufactured prod. | 845 | 99.9 | 0.5 | -3.2 |
| (C1) Food products. beverages. tobacco | 171 | 108.2 | -0.3 | -1.0 |
| (C2) Coke and refined petroleum products | 49 | 64.0 | 14.5 | -32.8 |
| (C3) Electrical & electronic equip.. computers. mach. | 98 | 99.3 | 0.0 | -0.6 |
| (C4) Transport equipment | 125 | 104.4 | 0.0 | 0.3 |
| (C5) Other man. products | 402 | 99.9 | 0.0 | -2.5 |

Source: INSEE

Import prices of industrial products

reference year: 2010

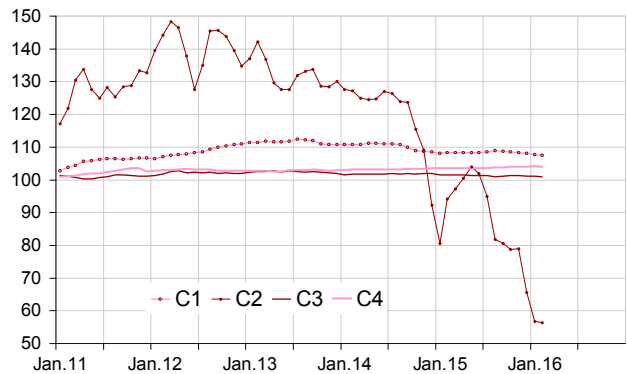
| Levels A 10 and A 17 of nomenclature CPF rev. 2. 2008 | Weight | Mar.16 | Change in % | |
|---|-------------|-------------|-------------|-------------|
| | | | In 1 month | In 1 year |
| BE:TOTAL INDUSTRY | 1000 | 93.5 | 1.1 | -6.5 |
| CZ: Manufactured prod. | s | 97.1 | 0.6 | -3.9 |
| (C1) Food products. beverages. tobacco | 71 | 112.7 | 0.7 | -0.1 |
| (C2) Coke and refined petroleum products | 53 | 62.9 | 15.2 | -33.8 |
| (C3) Electrical & electronic equip.. computers. mach. | 225 | 96.3 | -0.2 | -1.6 |
| (C4) Transport equipment | 147 | 97.4 | -0.1 | -1.5 |
| (C5) Other manufactured products | s | 99.7 | 0.1 | -3.1 |

nd: non available ; s : confidential

Source: INSEE

Producer price indices of manufactured products sold on the french market

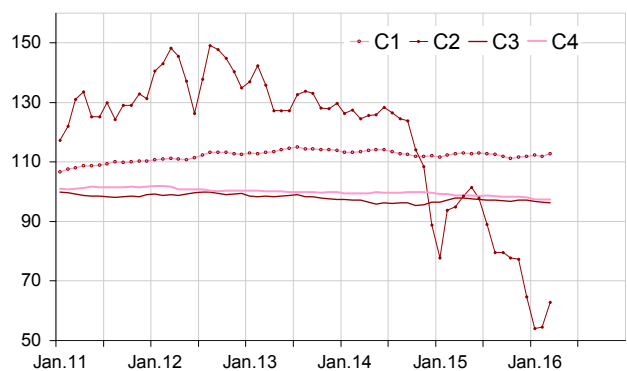
reference year: 2010



Source: INSEE

Import price indices of manufactured products

reference year: 2010



Source: INSEE

Revision of each index at total industry level

Revision of the monthly change (in %)

| | Dec.15 / Nov.15 | Jan.16 / Dec.15 | Feb.16 / Jan.16 |
|--|-----------------|-----------------|-----------------|
| French producer prices in industry sold on: | | | |
| - the French market | // | -0.1 | // |
| - the foreign markets | -0.1 | -0.1 | // |
| - all markets | // | // | -0.1 |
| Import prices of industrial products | // | -0.2 | // |

How to read it: the change of the index for all markets between Janv.16 and Févr.16 has been revised by -0.1 point: published last month equal to -0.5%, it has been updated to -0.6%

For more information about French PPI:

- Complementary data (backseries. methodology. webpages) can be accessed on: <http://www.insee.fr/en/themes/info-rapide.asp?id=25>
- Historical data are available on the BDM : [G1430](#). [G1436](#). [G1427](#). [G1439](#) (respectively producer price indices on French market. on foreign markets. on all markets and import price indices).
- Follow us on Twitter @InseeFr_News: https://twitter.com/InseeFr_News
- Contact: bureau-de-presse@insee.fr

Next publication: 31 05 2016 at 8.45 a.m.