

Informations *Rapides*

31 mars 2016 - n° 86

Main Indicators



■ Producer and Import Price Indices in industry – February 2016

In February 2016, further fall in producer prices in industry (–0.5%)

• Producer prices in French industry: –0.5% in February

On all markets (French market and foreign markets), prices declined again in February 2016 (–0.5% following –0.9%). Year over year, they decreased by 3.7%, mainly due to plummeting prices for refined petroleum products (–38.9%).

FRENCH MARKET: –0.5%

In February 2016, French producer prices in industry for the French market dropped again (–0.5% following –1.0% in January and –1.2% in December 2015), less sharply than in the two previous month. They are mainly driven down by prices for mining and quarrying industry, energy and water.

Prices for refined petroleum products edged down

In February, prices for refined petroleum products declined moderately (–0.5%) after the slump of the two previous months (–13.7% in January and –16.7% in December) against the backdrop of rising prices for crude oil. Super unleaded prices fell again, whereas prices for heavy fuel oil and gas oil, products closer to crude oil, picked up.

Prices for other energy products slid again

Prices for mining and quarrying products, energy and water decreased for the third consecutive month (–1.6% following –1.4% in January and –1.7% in December 2015). Prices on the electricity wholesale market and gas prices remained on a downward trend.

Virtual stability of food prices

In February, food prices were practically stable (–0.1%) after five consecutive months of slight fall. The decline in prices for food industry products (–0.3%) was almost offset by the increase in prices for beverages (+0.5%).

Near stability of other manufactured products

Prices for other manufactured products were virtually stable in February (–0.1%) after seven months of decline. Prices returned to their level of August 2010. The fall in prices for chemical products and textile industry products was partially offset by a new rise in prices for pharmaceutical products.

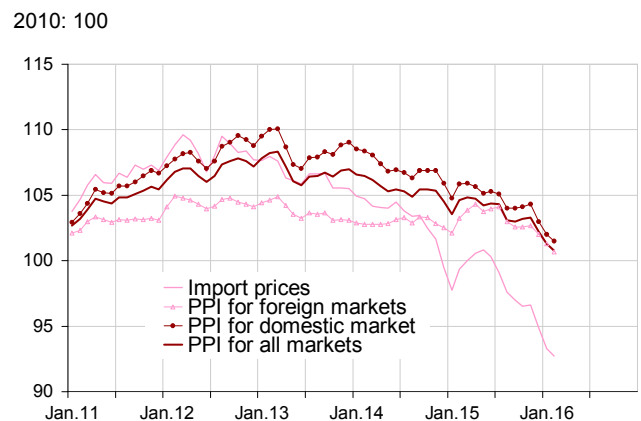
FOREIGN MARKETS: –0.6%

Producer prices of French industrial products sold on foreign markets fell again in February (–0.6% following –0.7% in January and in December). Prices slid in all the main industrial sectors, except for mining and quarrying industry, energy and water, whose prices were practically stable.

• Import price indices of industrial products: –0.6% in February

In February, import prices continued to drop albeit less sharply (–0.6% after –1.7% in January). Prices decreased in all the main industrial sectors, except for refined petroleum products, whose prices recovered (+1.1%), and for transport equipment whose prices were stable.

Total Industry price indices



Source: INSEE

French Producer Price Indices in industry according to the market where the products are sold:

reference year: 2010

Levels A 10 and A 17 in CPF rev. 2, 2008	Weight	Feb.16	Change in %	
			In 1 month	In 1 year
French market				
BE:TOTAL INDUSTRY	1000	101.5	-0.5	-4.1
(DE) Mining and quarrying, energy, water	194	108.0	-1.6	-6.5
CZ: Manufactured prod.	806	99.5	-0.2	-3.5
(C1) Food products, beverages, tobacco	186	107.5	-0.1	-0.7
(C2) Coke and refined petroleum products	56	56.4	-0.5	-40.1
(C3) Electrical & electronic equip., computers, mach.	72	101.0	-0.2	-0.5
(C4) Transport equipment	111	104.0	-0.2	0.4
(C5) Other man. products	380	100.3	-0.1	-1.5
Foreign markets				
BE:TOTAL INDUSTRY	1000	100.7	-0.6	-2.5
(DE) Mining and quarrying, energy, water	32	89.7	0.1	-13.2
CZ: Manufactured prod.	968	101.2	-0.5	-2.0
(C1) Food products, beverages, tobacco	122	112.6	-0.7	0.0
(C2) Coke and refined petroleum products	26	56.7	-5.3	-28.7
(C3) Electrical & electronic equip., computers, mach.	180	99.6	-0.3	-0.3
(C4) Transport equipment	169	104.9	-0.1	0.3
(C5) Other man. products	471	100.1	-0.6	-2.9
All markets				
BE:TOTAL INDUSTRY	1000	100.8	-0.5	-3.7
(DE) Mining and quarrying, energy, water	155	107.3	-1.4	-6.7
CZ: Manufactured prod.	845	99.6	-0.2	-3.0
(C1) Food products, beverages, tobacco	171	108.4	-0.3	-0.6
(C2) Coke and refined petroleum products	49	56.0	-1.4	-38.9
(C3) Electrical & electronic equip., computers, mach.	98	99.4	-0.2	-0.4
(C4) Transport equipment	125	104.5	-0.1	0.4
(C5) Other man. products	402	100.2	-0.2	-1.8

Source: INSEE

Import prices of industrial products

reference year: 2010

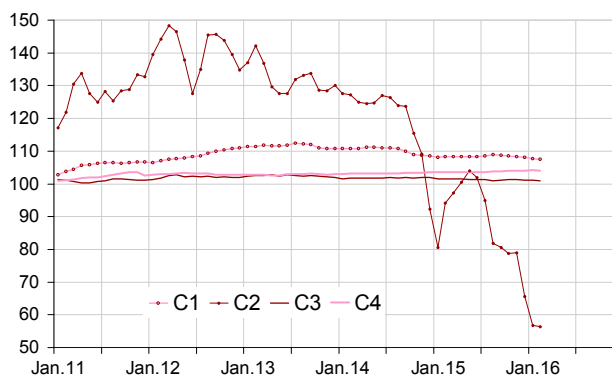
Levels A 10 and A 17 of nomenclature CPF rev. 2, 2008	Weight	Feb.16	Change in %	
			In 1 month	In 1 year
BE:TOTAL INDUSTRY	1000	92.7	-0.6	-6.7
CZ: Manufactured prod.	s	96.7	-0.3	-3.7
(C1) Food products, beverages, tobacco	71	111.9	-0.4	-0.3
(C2) Coke and refined petroleum products	53	54.6	1.1	-41.8
(C3) Electrical & electronic equip., computers, mach.	225	96.6	-0.2	-0.6
(C4) Transport equipment	147	97.9	0.0	-1.2
(C5) Other manufactured products	s	99.7	-0.6	-2.4

r: updated ; nd: non available ; s : confidential

Source: INSEE

Producer price indices of manufactured products sold on the french market

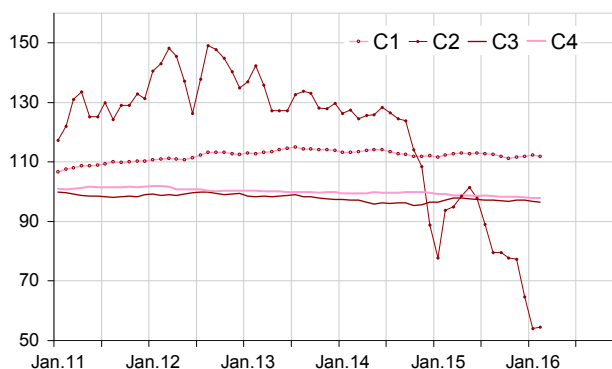
2010: 100



Source: INSEE

Import price indices of manufactured products

2010: 100



Source: INSEE

Revision of each index at total industry level

Revision of the monthly change (in %)

	Nov.15 / Oct.15	Dec.15 / Nov.15	Jan.16 / Dec.15
French producer prices in industry sold on:			
- the French market	//	//	-0.2
- the foreign markets	//	+0.1	-0.2
- all markets	//	//	-0.2
Import prices of industrial products	+0.1	-0.1	-0.1

How to read it: the change of the index on French market between Dec.15 and Jan.16 has been revised downwards by 0.2 points: published at the end of January equal to -0.8%, it has been revised to -1.0%.

Nota bene : Important changes have taken place in the electricity sector on 1st January 2016, with the end of a part of regulated tariffs. The consequential effects can not be totally analyzed yet. Thus electricity price indexes may be subject to larger revision than usual.

For more information about French PPI:

- Complementary data (backseries, methodology, webpages) can be accessed on: <http://www.insee.fr/en/themes/info-rapide.asp?id=25>
- Historical data are available on the BDM : [G1430](#), [G1436](#), [G1427](#), [G1439](#) (respectively producer price indices on French market, on foreign markets, on all markets and import price indices).
- Follow us on Twitter @InseeFr_News: https://twitter.com/InseeFr_News
- Contact: bureau-de-presse@insee.fr

Next publication: 29 04 2016 at 8.45 a.m.