

Informations

Rapides

19 février 2015 - n° 35



■ Prices index in large and predominantly food stores – January 2015

In January 2015, prices of frequently purchased goods declined again by 0.1% in hyper and supermarkets

In January 2015, prices of frequently purchased goods declined by 0.1% in hyper and supermarkets, as the same pace as during the last three months.

In large and predominantly food stores (plus neighborhood stores), prices of frequently purchased goods have also been down 0.1% month-on-month since October 2014.

Excluding hyper and supermarkets, prices of frequently purchased goods diminished by 0.1% in January 2015 after a steadiness in December 2014 and an increase by 0.3% in November.

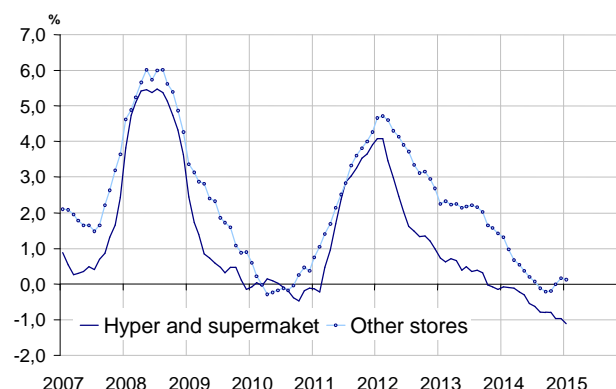
Year-on-year, prices of frequently purchased goods decreased by 1.1% in hyper and supermarkets

Year-on-year, prices of frequently purchased goods in hyper and supermarkets decreased by 1.1% in January 2015, just slightly more than in the two previous months (-1.0%). In January 2014, they had declined by 0.1% year-on-year.

In large and predominantly food stores plus neighborhood stores, the magnitude of the fall in prices of frequently purchased goods was similar (-1.1% after -1.0% in December). In January 2014, they were stable year-on-year.

Considering all the kinds of stores, the decrease in the prices of frequently purchased goods was slightly less pronounced (-0.7% year-on-year). In January 2014, they had risen by 0.3% year-on-year.

**Frequently purchased goods price indexes
year-on-year change %**



Source : INSEE - Consumer Price Indexes

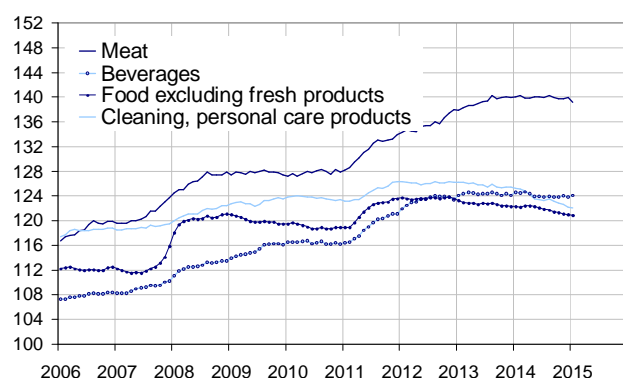
Prices of frequently purchased goods

Base 100 : 1998

	Index Jan. 2015	Changes (%) compared to	
		last month (m-o-m)	12 months before (y-o-y)
Hyper-and-Supermarkets (A)	125.67	-0.1	-1.1
Large and predominantly food stores (A + neighborhood stores)	126.78	-0.1	-1.1
Other stores	135.74	-0.1	0.1
All stores	128.69	-0.1	-0.7

Source : INSEE - Consumer Price Indexes

Frequently purchased goods price indexes



Source : INSEE - Consumer Price Indexes

Prices of frequently purchased goods detailed by main items

Base 100 : 1998

	Index January 2015	Changes (%) compared to	
		last month (m-o-m)	12 months before (y-o-y)
Food and beverages (excluding fresh foodstuffs)	126.54	-0.1	-0.8
- Meat	139.18	-0.5	-0.6
- Beverages	124.18	0.3	-0.4
- Other food products	120.93	-0.1	-1.1
Cleaning and personal care products	122.08	0.0	-2.5
Total : Hyper-and-Supermarkets	125.67	-0.1	-1.1

Source : INSEE - Consumer Price Indexes

Food prices declined in hyper and supermarkets in January 2015

Excluding fresh products, prices of food declined somewhat in hyper and supermarkets (-0.1%) in January 2015 after they had held steady in December 2014. Year-on-year, they went down by 0.8% (after -0.6% in December 2014). In January 2014, they were slightly up (+0.1%) year-on-year.

In January 2015, meat prices decreased by 0.5% in hyper and supermarkets after staying broadly stable during the three previous months. Year-on-year, they were down 0.6%. In January 2014, they had risen by 1.6% year-on-year.


In hyper and supermarkets, beverage prices recovered (+0.3% in January 2015, after -0.1% in December 2014). However, they decreased by 0.4% year-on-year (after -0.2% year-on-year in December 2014). In January 2014, they had grown by 0.4% year-on-year.

Excluding fresh foodstuffs, prices of other food products declined slightly again in hyper and supermarkets (-0.1% as in December 2014). Year-on-year, they fell by 1.1%, after -1.0% in December 2014. In January 2014, they were down 0.9% year-on-year.

Prices of cleaning and personal care products were stable in January

In January 2015, prices of cleaning and personal care products held steady in hyper and supermarkets, after four months of decline. Year-on-year, they dropped by 2.5% (-2.7% in December 2014). In January 2014, they had declined by 0.8% year-on-year.

For more information:

- A methodological note is available on the web page of this indicator: <http://www.insee.fr/en/themes/indicateur.asp?id=103>
- Historical data are available on the BDM: [IPC](#), [IPCH](#), [Grande distribution](#)
-  Follow us on https://twitter.com/InseeFr_News
- Methodology contact: ipc-dg@insee.fr
- Press contact: bureau-de-presse@insee.fr

Next issue : Mid-March 2015