

Informations *Rapides*

■ Household consumption expenditure on goods – December 2014

Household consumption of goods increased in December (+1.5%), and was almost stable over the fourth quarter of 2014 (+0.1%)

In December 2014, household consumption expenditure on goods increased sharply: +1.5% in volume*, after +0.2% in November. This rise was especially attributable to the marked rebound in consumption of energy (+6.9% in December). Over the fourth quarter, household expenditure on goods was almost stable (+0.1%). Over the year 2014, they decreased slightly anew (-0.2% after -0.3% in 2013), despite the recovery in the consumption of manufactured goods (+0.7% in 2014 after -0.6%).

- **Engineered goods : almost stable in December, increasing over the quarter**

Durables: increasing over the quarter

Household expenditure on durable goods stepped back in December (-0.5%), after being virtually flat in November (+0.1%). Expenditure on household durables dropped (-0.9%), after two consecutive months of increase. Car purchases went down again (-0.3% after -1.5% in November).

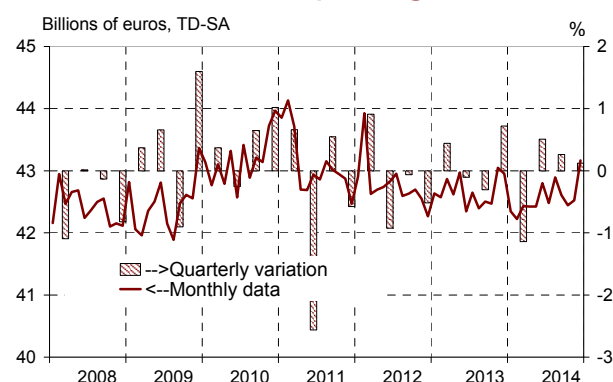
Over the fourth quarter, expenditure on durable goods rose at the same pace as the previous quarter (+0.7%). In detail, expenditure on household durables kept increasing in Q4 (+1.8% after +3.0% in Q3), whereas car purchases decreased anew, but to a lesser extent (-0.3% after -1.0%).

Textile-leather: rise in December and over the quarter

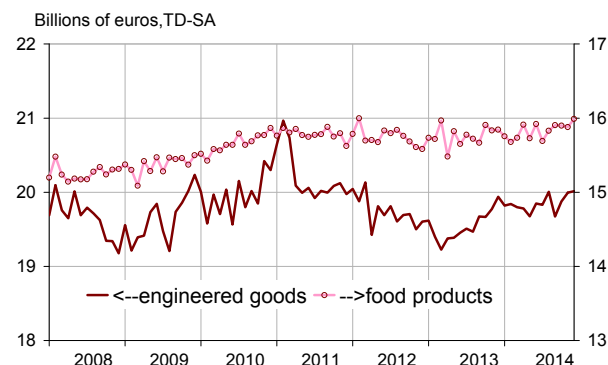
Consumption of textile, clothing and leather increased less sharply (+1.4% after +2.2%). Over the fourth quarter, purchases accelerated slightly (+0.5% after +0.2%).

[* Volumes are chained and all figures are trading days and seasonally adjusted.]

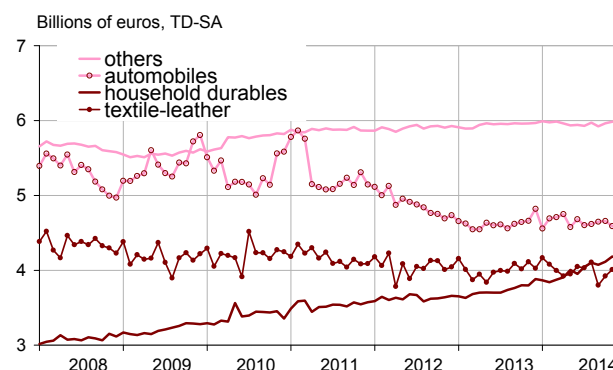
Total consumption of goods



Food and engineered goods



Breakdown of engineered goods



Other engineered goods: growing over the fourth quarter

Consumption expenditure on other engineered goods was almost stable in December (+0.1%, after +0.3%). However, it increased over the quarter (+0.7%).

- **Food products: increasing in December and over the quarter**

In December, consumption of food products increased again (+0.7% after 2 months virtually flat). Over the fourth quarter, it bounced back (+0.7% after -0.3%).

- **Energy: rebound in December, downturn over the quarter**

After three consecutive months of decline, household consumption of energy products recovered substantially in December (+6.9%), notably because of fuel and heating expenditure.

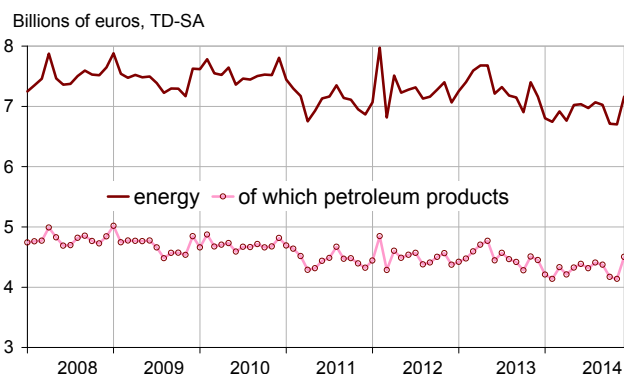
Nevertheless, consumption of energy products decreased over the fourth quarter (-2.3% after +1.2% in Q3) due to a decrease in heat consumption in October, related to temperatures above seasonal norms.

The variation in November is scaled down by 0.2 points

Household consumption of goods is scaled down by 0.2 points: it is now estimated at +0.2% in November, instead of +0.4% within the previous publication. Conversely, the estimation in October is scaled up by 0.4 points (-0.4%, instead of -0.8% as previously estimated).

These revisions are mainly due to the integration of new information, as well as the updating of the seasonal adjustment coefficients, particularly regarding energy.

Energy



Household consumption expenditure on goods

In chained billion euros

	Oct. 2014	Nov. 2014	Dec. 2014	Dec.2014/ Dec.2013	Q4 14/ Q3 14
Food products	15.900	15.879	15.991		
Change (%)	0.0	-0.1	0.7	0.9	0.7
Engineered goods	19.876	19.995	20.015		
Change (%)	1.0	0.6	0.1	0.4	0.6
Durables	9.998	10.006	9.960		
Change (%)	0.4	0.1	-0.5	0.1	0.7
- of which automobiles	4.659	4.590	4.578		
Change (%)	0.2	-1.5	-0.3	-5.0	-0.3
- of which household durables	4.115	4.185	4.146		
Change (%)	1.0	1.7	-0.9	6.8	1.8
Textile-leather	3.922	4.009	4.067		
Change (%)	3.2	2.2	1.4	1.0	0.5
Other engineered goods	5.964	5.985	5.991		
Change (%)	0.7	0.3	0.1	0.4	0.7
Energy	6.713	6.702	7.162		
Change (%)	-4.5	-0.2	6.9	0.0	-2.3
- including petroleum products	4.172	4.137	4.505		
Change (%)	-4.6	-0.8	8.9	1.2	-2.1
Total	42.445	42.525	43.167		
Change (%)	-0.4	0.2	1.5	0.5	0.1
Manufactured goods	36.651	36.628	37.084		
Change (%)	0.3	-0.1	1.2	0.9	0.6

For more information:

SCOPE AND DEFINITION - Consumption expenditure on goods is compliant with the national-accounts definition (NAF Rev. 2). In 2010, they accounted for half of total households' consumption expenditure. They are divided into three main items:

- FOOD: products of agriculture, forestry and fishing (AZ), food, drinks and tobacco (C1)
- ENERGY: mining products, as well as water, gas, electricity and air conditioning, sanitation and waste management (DE), and refined and coked products (C2).
- ENGINEERED: computers, electronic, electrical and optical goods (C3), transport equipment (C4), textiles and clothing, products made of leather, wood, paper, metals, plastic, rubber, chemicals, minerals, furniture, hardware, drugs (C5). Within this heading are distinguished "durable" goods which include transport equipment, household durables (furniture, household appliances ...) and other durable goods (jewelry, watches, GPS, glasses, medical devices ...).
- The manufactured goods correspond with all the products C1, C2, C3, C4, C5.

SOURCES: This indicator is the compilation of a variety of statistical sources issued by the Bank of France, the French Federation of Automobile Manufacturers (CCFA), the Department of Observation and Statistics (SOEs) of the Ministry of Equipment, the French Institute of Fashion (IFM), the National Health-Insurance Administration (CNAM), the National Federation of Rubber and Plastics Industries (SNCP), the Board of Oil (CPDP), GDF-Suez, RTE, GFK, SEITA, the International Union Committee of Automobile and Motorcycle (CSIAM), ... Figures are seasonally and trading-days adjusted (TD-SA).

Additional data (historical data, methodology, associated web pages ...) are available on the HTML page of this indicator:

<http://www.insee.fr/en/themes/info-rapide.asp?id=19>

- Historical data are available on the BDM: [G1555](#)

- Follow us on Twitter @InseeFr_News: https://twitter.com/InseeFr_News

- Press contact: bureau-de-presse@insee.fr

Next publication: February 27th 2015 at 8:45am