

Informations *Rapides*

30 septembre 2015 - n° 240

Main Indicators



■ Producer and Import Price Indices in industry – August 2015

In August 2015, producer prices in industry decreased (-0.9%)

• **Producer price indices in French industry: -0.9% in August**

On all markets (French market and foreign markets), prices dropped in August (-0.9% following +0.1% in July). Year over year, they declined by 1.5% for the whole industry, especially refined petroleum products (-33.6%) and, to a lesser extent, food products (-1.1%).

FRENCH MARKET: -0.9%

In August 2015, French producer prices in industry for the French market decreased (-0.9% following -0.1% in July), mainly due to refined petroleum products and, to a lesser extent, for mining and quarrying products, energy and water.

Prices for refined petroleum products slumped

In August, prices for refined petroleum products continued to move down (-12.5% after -6.8% in July), driven by lower Brent crude prices. Year over year, they decreased by a third.

Prices for other energy products moved back

Prices for mining and quarrying products, energy, water fell back (-0.6% in August following +0.8% in June). This reduction was mainly due to lower prices on the electricity wholesale market.

Food prices rose again

Food prices increased anew in August (+0.3% as in July). By products, prices ranged from 1.8% for butchers meat to -0.9% for pasta.

Prices for other manufactured products fell back

In August, prices for other manufactured products dropped (-0.6%) after three months of stability. This decrease is mainly due to chemical products, in connection with the fall in oil prices.

Moreover, prices for basic metals and metallic products dipped again (-0.5% after -0.4% in July); they have decreased since March, driven by the fall of prices for industrial metals on international markets.

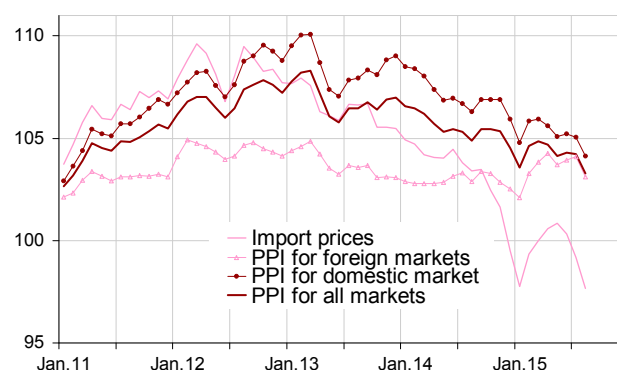
FOREIGN MARKETS: -1.0%

Producer prices of French industrial products sold on foreign markets fell back (-1.0% in August after -0.4% in July). The decrease concerned all main industrial sectors, above all refined petroleum products (-12.0%), and, to a lesser extent, mining and quarrying products, energy, water (-6.3%).

• **Import price indices of industrial products: -1.5% in August**

In August, import prices continued to decline (-1.5% in August after -1.1% in July). Prices fell or were stable in all the main industrial sectors. In particular, prices for refined petroleum products declined by 10.7%, and food prices dropped by 0.3%.

Total Industry price indices



Source: INSEE

French Producer Price Indices in industry according to the market where the products are sold:

reference year: 2010

Levels A 10 and A 17 in CPF rev. 2, 2008	Weight	Aug.15	Change in %	
			In 1 month	In 1 year
French market				
BE:TOTAL INDUSTRY	1000	104.1	-0.9	-2.1
(DE) Mining and quarrying, energy, water	194	108.9	-0.6	3.9
CZ: Manufactured prod.	806	102.6	-1.0	-3.6
(C1) Food products, beverages, tobacco	186	108.9	0.3	-1,6
(C2) Coke and refined petroleum products	56	83.0	-12.5	-33.0
(C3) Electrical & electronic equip., computers, mach.	72	101.3	-0.2	-0.5
(C4) Transport equipment	111	103.7	0.2	0.4
(C5) Other man. products	380	102.1	-0.6	-1.1
Foreign markets				
BE:TOTAL INDUSTRY	1000	103.1	-1.0	0.2
(DE) Mining and quarrying, energy, water	32	88.0	-6.3	3.1
CZ: Manufactured prod.	968	103.7	-0.8	0.2
(C1) Food products, beverages, tobacco	122	114.5	-0.1	1.3
(C2) Coke and refined petroleum products	26	77.7	-12.0	-37.2
(C3) Electrical & electronic equip., computers, mach.	180	100.5	-0.1	1.7
(C4) Transport equipment	169	104.8	-0.1	0.8
(C5) Other man. products	471	103.2	-0.9	1.6
All markets				
BE:TOTAL INDUSTRY	1000	103.3	-0.9	-1.5
(DE) Mining and quarrying, energy, water	155	107.8	-1.0	3.8
CZ: Manufactured prod.	845	102.4	-0.9	-2.6
(C1) Food products, beverages, tobacco	171	109.9	0.3	-1.1
(C2) Coke and refined petroleum products	49	81.8	-12.4	-33.6
(C3) Electrical & electronic equip., computers, mach.	98	99.9	-0.1	0.4
(C4) Transport equipment	125	104.2	0.1	0.6
(C5) Other man. products	402	102.3	-0.7	-0.3

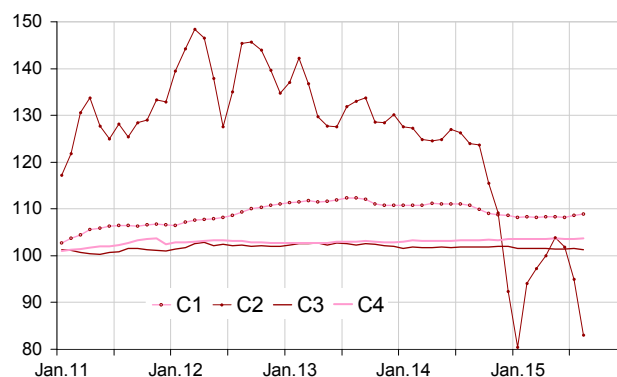
Import prices of industrial products

reference year: 2010

Levels A 10 and A 17 of nomenclature CPF rev. 2, 2008	Weight	Aug.15	Change in %	
			In 1 month	In 1 year
BE:TOTAL INDUSTRY	1000	97.7	-1.5	-5.6
CZ: Manufactured prod.	s	99.9	-0.7	-2.5
(C1) Food products, beverages, tobacco	71	112.1	-0.3	-0.5
(C2) Coke and refined petroleum products	53	79.8	-10.7	35.9
(C3) Electrical & electronic equip., computers, mach.	225	97.0	-0.3	0.8
(C4) Transport equipment	147	98.6	-0.1	-1.1
(C5) Other manufactured products	s	103.1	-0.2	0.2

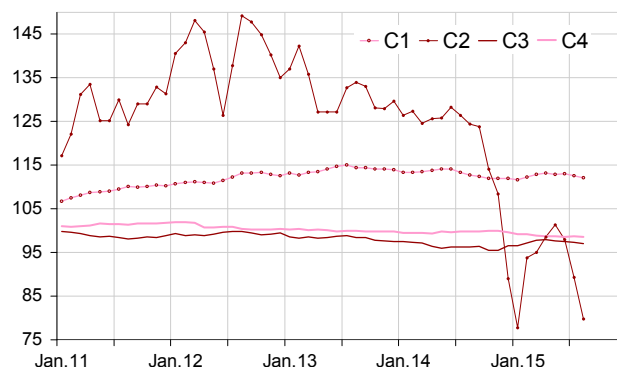
r: updated ; nd: non available ; s : confidential

Producer price indices of manufactured products sold on the french market



Source: INSEE

Import price indices of manufactured products



Source: INSEE

Revision of each index at total industry level

Revision of the monthly change (in %)

	May 15 / Apr.15	Jun.15 / May 15	Jul.15 / Jun.15
French producer prices in industry sold on:			
- the French market	//	//	//
- the foreign markets	//	//	//
- all markets	//	+0.1	-0.1
Import prices of industrial products	//	+0.1	-0.1

Reading note: the change of the index on all markets between June and July 2015 has been revised by -0,1 point: published last month equal to 0%, it has been updated to -0,1%.

For more information about French PPI:

Producer and import price indices of industrial products are regulated by the European Regulation n°1165/98. They are annually chain-linked Laspeyres indices, with reference year 2010.

The French producer prices of industrial products sold on the French market presented here are "basic prices" in the sense of the national accounts, measuring the income of the producer (excluding VAT and taxes on products, and before deduction of any subsidies on the products). However market price series (including non deductible taxes on the products subsidies deducted) are also available notably for the purpose of contract escalation on BDM website : <http://www.bdm.insee.fr/>.

Prices of imports and exports are converted into Euros and therefore include exchange effects. All imports and exports are taken into consideration, whether they are intra-group or not.

- Complementary data (backseries, methodology, webpages) can be accessed on: <http://www.insee.fr/en/themes/info-rapide.asp?id=25>
- Historical data are available on the BDM : [G1430](#), [G1436](#), [G1427](#), [G1439](#) (respectively producer price indices on French market, on foreign markets, on all markets and import price indices).
- Follow us on Twitter @InseeFr_News: https://twitter.com/InseeFr_News
- Contact: bureau-de-presse@insee.fr

Next publication : 30 10 2015 at 8.45 a.m.