

# Informations *Rapides*

31 juillet 2014 - n° 181

Main Indicators



## ■ Producer and Import Price Indices in industry – June 2014

### In June 2014, producer prices were stable overall

#### • Producer price indices in French industry : +0.1 % in June

##### FRENCH MARKET: +0.0 % in June

In June, French producer prices in industry for French market leveled off following several successive months of decline. Energy prices fell slightly (-0.3 % after -2.4 %) and prices for manufactured goods were once again almost unchanged (+0.1 % after +0.1 % in May).

##### *Energy prices moved moderately...*

In June, prices for gas and waste collection and treatment services declined (-2.1 % and -1.5 % respectively) while electricity prices stabilized (+0.3 % after -1.7 %).

Prices for refined petroleum products advanced significantly again (+1.8 % after +0.2 % in May) in a context of higher prices for Brent crude sourced from the North Sea, whose increase was stronger in euros than in dollars (+3.5 % and +2.4 % respectively).

##### *...while food prices remained stable...*

Food prices were almost unchanged in June (-0.1 % after +0.0 % in May). Prices for processed and preserved meat (-0.3 %) and poultry (-0.4 %) fell slightly, driven by animal prices (most notably cattle). Prices for dairy products rallied (+0.4 % after -0.1 %).

##### *...as well as prices for "other manufactured products"*

However, the overall stability in prices for "other manufactured products" (+0.0 % after +0.2 %) masked contrasted movements: the significant rise in prices for textiles (+1.0 %), due to the arrival of the new winter collections, was offset by the decline in prices for chemical products (-0.9 %).

#### FOREIGN MARKETS: +0.2% in June

Producer prices of French industrial products sold on foreign markets increased slightly (+0.2 % after +0.0 %). This rise was mainly due to higher prices for refined petroleum products (+2.2 %) textiles (+0.9 %) and basic metals (+0.4 %).

#### ALL MARKETS: +0.1 % in June

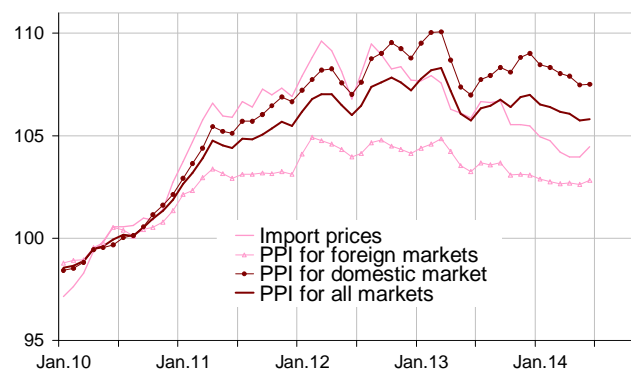
On all markets, prices leveled off (+0.1 % after -0.3 % in May). Year over year, the stability of the index (+0.0 %) resulted from contrasted movements between the overall decline in prices for manufactured products (-0.5 %) and the rise in energy prices (+2.6 %).

#### • Import price indices of industrial products: +0.5 % in June

Import prices rallied in June (+0.5 % after 0.0 % in May). Buying prices for crude oil rose, as well as prices for textiles (+0.5 %) and basic metals (+0.7 %).

#### Total Industry price indices

Base and reference year: 2010



Source : Insee

## French Producer Price Indices in industry according to the market where the products are sold:

reference year: 2010

Levels A 10 and A 17 in CPF rev. 2, 2008	Weight	Jun.14	Change in %	
			In 1 month	In 1 year
<b>French market</b>				
<b>BE:TOTAL INDUSTRY</b>	<b>1000</b>	<b>107,5</b>	<b>0,0</b>	<b>0,4</b>
(DE) Mining and quarrying, energy, water	226	109,6	-0,3	2,4
<b>CZ: Manufactured prod.</b>	<b>774</b>	<b>106,5</b>	<b>0,1</b>	<b>-0,5</b>
(C1) Food products, beverages, tobacco	196	111,2	-0,1	-0,6
(C2) Coke and refined petroleum products	49	127,1	1,8	-0,3
(C3) Electrical & electronic equip., computers, mach.	53	101,7	-0,1	-1,0
(C4) Transport equipment	80	103,2	0,0	0,1
(C5) Other man. products	396	103,0	0,0	-0,4
<b>Foreign markets</b>				
<b>BE:TOTAL INDUSTRY</b>	<b>1000</b>	<b>102,8</b>	<b>0,2</b>	<b>-0,4</b>
<b>CZ: Manufactured prod.</b>	<b>980</b>	<b>103,3</b>	<b>0,2</b>	<b>-0,4</b>
(C1) Food products, beverages, tobacco	100	113,2	0,2	1,6
(C2) Coke and refined petroleum products	37	128,3	2,2	2,6
(C3) Electrical & electronic equip., computers, mach.	194	97,7	0,1	-0,1
(C4) Transport equipment	252	103,7	0,1	0,1
(C5) Other man. products	397	101,5	0,2	-1,6
<b>All markets</b>				
<b>BE:TOTAL INDUSTRY</b>	<b>1000</b>	<b>105,8</b>	<b>0,1</b>	<b>0,0</b>
<b>CZ: Manufactured prod.</b>	<b>845</b>	<b>105,2</b>	<b>0,1</b>	<b>-0,5</b>
(C1) Food products, beverages, tobacco	163	111,6	0,0	-0,2
(C2) Coke and refined petroleum products	45	126,4	1,8	-0,4
(C3) Electrical & electronic equip., computers, mach.	102	98,9	0,0	-0,5
(C4) Transport equipment	140	103,5	0,0	0,1
(C5) Other man. products	395	102,5	0,0	-0,8

## Import prices of industrial products

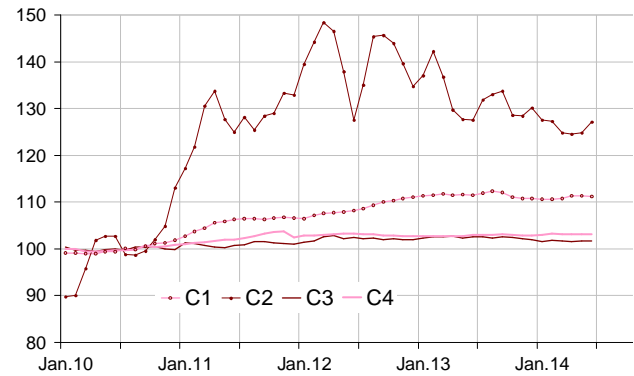
reference year: 2010

Levels A 10 and A 17 of nomenclature CPF rev. 2, 2008	Weight	Jun.14	Change in %	
			In 1 month	In 1 year
<b>BE:TOTAL INDUSTRY</b>	<b>1000</b>	<b>104,5</b>	<b>0,5</b>	<b>-1,3</b>
<b>CZ: Manufactured prod.</b>	<b>s</b>	<b>102,7</b>	<b>0,3</b>	<b>-1,1</b>
(C1) Food products, beverages, tobacco	69	114,3	0,1	-0,3
(C2) Coke and refined petroleum products	47	128,3	2,0	0,9
(C3) Electrical & electronic equip., computers, mach.	227	96,2	0,2	-2,5
(C4) Transport equipment	147	99,3	-0,1	-0,5
(C5) Other manufactured products	s	102,8	0,3	-1,1

r: updated ; nd: non available ; s : confidential

## Producer price indices of manufactured products sold on the french market

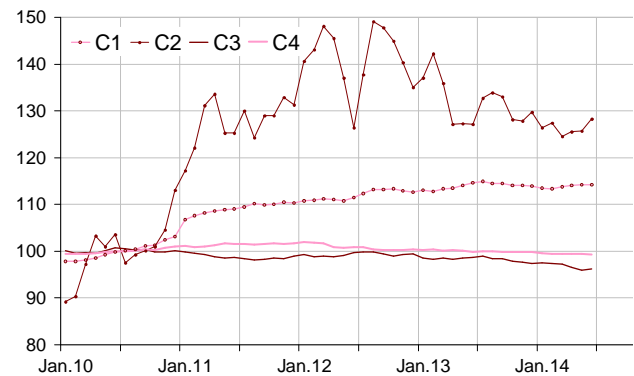
Base and reference year: 2010



Source : Insee

## Import price indices of manufactured products

Base and reference year: 2010



Source : Insee

## Revision of each index at total industry level

Revision of the monthly change (in points)

	Mar.14 / Feb.14	Apr.14 / Mar.14	May 14 / Apr.14
<b>French producer prices in industry sold on:</b>			
- the French market	//	+0.1	+0.1 <sup>(1)</sup>
- the foreign markets	+0.1	-0.1	//
- all markets	+0.1	//	+0.1
<b>Import prices of industrial products</b>	+0.1	-0.1	+0.1

(1) Reading note: the evolution of the index between May 2014 and April 2014 published last month was equal to -0.5 %. It is updated to -0.4 %; that is to say a revision of +0.1 point.

## For more information about French PPI:

Producer and import price indices of industrial products are regulated by the European Regulation n°1165/98 on short-term statistics. They are annually chain-linked Laspeyres indices, with reference year 2010.

The French producer prices of industrial products sold on the French market presented here are "basic prices" in the sense of the national accounts, measuring the income of the producer (excluding VAT and taxes on products, and before deduction of any subsidies on the products). However market price series (including non deductible taxes on the products subsidies deducted) are also available notably for the purpose of contract escalation on BDM website : <http://www.bdm.insee.fr/>.

Import prices of industrial products are measured as much as possible according to the "CIF" concept (cost of insurance and freight included). i.e. valued at the French border. They are converted into Euros and therefore include exchange effects. All imports are taken into consideration, whether they are intra-group or not.

- Complementary data (backseries, methodology, webpages) can be accessed on: <http://www.insee.fr/fr/themes/info-rapide.asp?id=25>

- Historical data are available on the BDM : [G1430](#), [G1436](#), [G1427](#), [G1439](#) (respectively producer price indices on French market, on foreign markets, on all markets and import price indices).

- Follow us on Twitter @InseeFr\_News: [https://twitter.com/InseeFr\\_News](https://twitter.com/InseeFr_News)

- Contact: [bureau-de-presse@insee.fr](mailto:bureau-de-presse@insee.fr)

Next publication: 29 08 2014 at 8.45 a.m.