

# Informations Rapides

19 décembre 2014 - n° 295

Principaux indicateurs



## ■ Monthly business survey in the building industry – December 2014

### In December 2014, the economic climate remains sluggish in the building construction industry

According to the business managers surveyed in December 2014, the situation remains sluggish in the building construction industry. The composite indicator stabilises to 89 and stays below its long-term average. The turning point indicator remains in the neutral zone.

#### Activity is still deteriorated

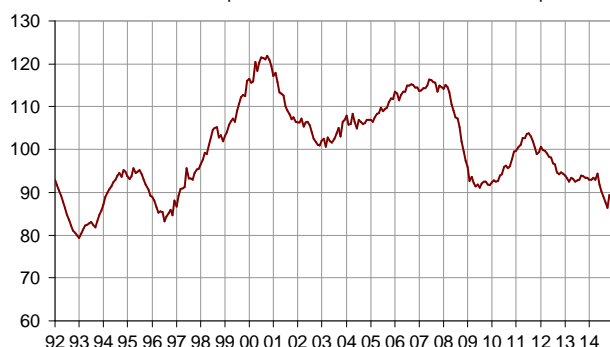
In December 2014, as business managers as in November have deemed that their activity has deteriorated in the recent period. They are a little more pessimistic about their expected activity. The corresponding balances remain below their long-term average.

#### Business manager are pessimistic about employment

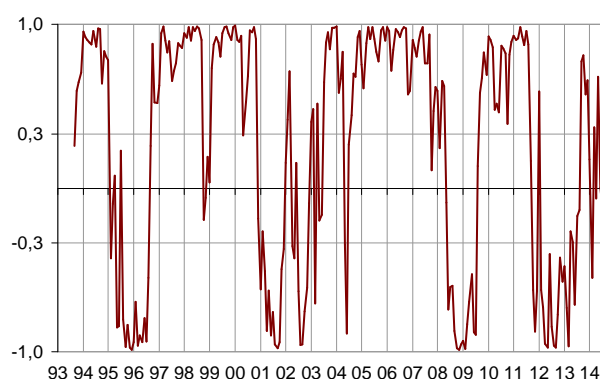
As business managers as in November have pointed out a fall in past and expected employment. The corresponding balances are substantially below their long-term average.

#### Composite indicator

Standardized with mean equal to 100 and a standard deviation equal to 10



#### Turning-point indicator



Lecture: close to 1 (respectively -1), it indicates a favorable climate (respectively unfavorable).

#### Building industry economic outlook

Balances of opinion, in %, SA

	Mean*	Sept. 14	Oct. 14	Nov. 14	Dec. 14
Composite indicator	100	88	86	89	89
Past activity	-3	-35	-33	-22	-23
Expected activity	-6	-30	-34	-24	-28
Gen. business outlook	-19		-46		
Past employment	-4	-30	-32	-26	-26
Expected employment	-3	-28	-26	-25	-25
Opinion on order books	-22	-53	-59	-58	-59
Order books (in month)	5,3	6,5	6,5	6,4	6,3
Productive capacity utilisation rate	88,8	85,0	84,6	84,6	84,2
Obstacles to production increase (in %)	33	19	17	21	21
- Because of workforce shortage (in %)	15,0	3,8	3,3	3,4	3,3
Recruiting problems (in %)	59		41		
Expected prices	-14	-34	-35	-36	-38
Cash-flow position	-9		-25		
Repayment period	29		44		

\* Mean since September 1993.

Source: French business survey in the building industry - Insee

### Order books are considered lower than normal

In December, business managers have still considered their order books lower than normal.

### Productive capacity even less used

Production capacity even less used The productive capacity utilization rate continues to fall. At the same time, just a little more than one business manager out of five declare having difficulties increasing, against one out of three in average since 1993.

### Prices are declared down

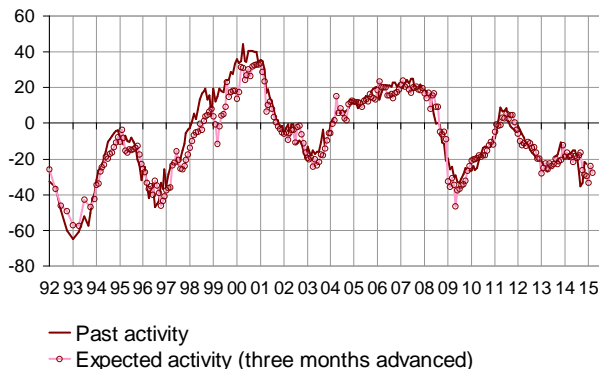
In December, a little more business managers than in November indicate price downturns. The corresponding balance of opinion is clearly below its long-term average.

#### Productive capacity utilization rate



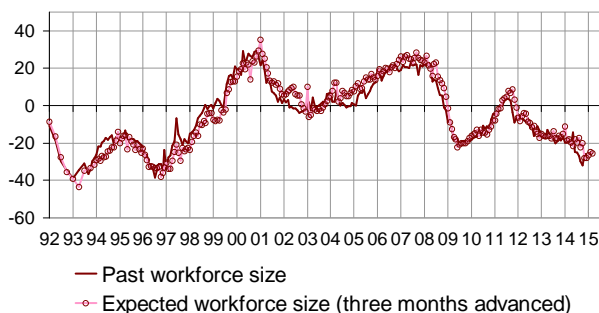
### Activity tendency in the building industry

Balances of opinion, in %, SA



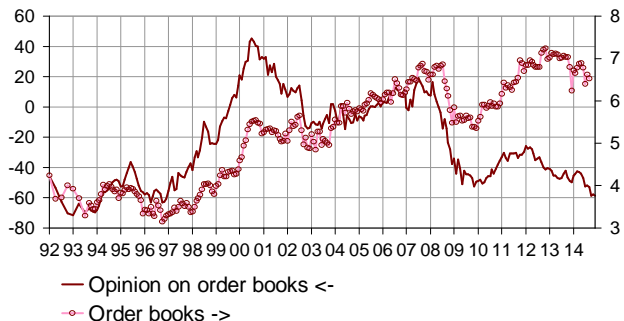
### Workforce size tendency in the building industry

Balances of opinion, in %, SA




### Order books

Balance of opinion, in %, SA



#### For further information:

The balance of opinion is calculated as the difference between the percentage of responses "increase" and the percentage of responses "decrease".

- Additional information (long series, methodology, links, etc.) is available on the web page of this indicator: <http://www.insee.fr/en/themes/info-rapide.asp?id=56>
- Historical data are available on the BDM: [G1273](#), [G1276](#), [G1274](#).
- Press contact: [bureau-de-presse@insee.fr](mailto:bureau-de-presse@insee.fr)
-  Follow us on [Twitter](https://twitter.com/InseeFr_News) @InseeFr\_News: [https://twitter.com/InseeFr\\_News](https://twitter.com/InseeFr_News)

Next publication: 23 01 2015 at 08h45