

# Informations *Rapides*

30 septembre 2014 - n° 226

**Main Indicators**



## ■ Producer and Import Price Indices in industry – August 2014

### In August 2014, energy prices fell again

#### • Producer price indices in French industry : -0.3 % in August

##### **FRENCH MARKET: -0.3 % in August**

In August, French producer prices in industry for French market continued to drop (-0.3 % after -0.2 % in August). This decline was mainly due to lower prices for refined petroleum products (-1.7 % after -0.5 %), and for mining and quarrying products, energy, water (-0.6 % after -0.7 %).

##### **Energy prices dropped significantly**

In August, prices for refined petroleum products fell sharply (-1.7 %) in connection with significantly lower prices for Brent crude sourced from the North Sea in euro (-4.3 %) terms. Prices for gasolines and heating oil moved down.

Electricity prices dropped again (-0.8 % after -1.0 %) driven by the seasonal price decline and lower spot prices. Gas prices kept on declining (-0.5 %) due to the seasonal rates.

##### **Food prices dipped slightly**

Food prices fell moderately (-0.3 %) following three months of stability. Prices for oils and fats declined significantly (-3.3 %), driven by lower oleaginous prices. Conversely, prices for sugar, cocoa, coffee and tea advanced (+0.6 %).

##### **Prices for electrical and electronic equipment also fell**

Prices for electrical equipment moved down (-0.5 %) driven by the seasonal decline in prices for household appliances. Prices for computer and electronic equipment dropped as well (-0.3 %), after the significant rise in prices for electronic components in July (+2.3 %).

#### **FOREIGN MARKETS: -0.3% in August**

Producer prices of French industrial products sold on foreign markets fell by -0.3 % in August. As on the French market, this decline was mainly due to energy prices: prices for refined petroleum products (-1.4 %), as well as electricity prices, declined.

#### **ALL MARKETS: -0.3 % in August**

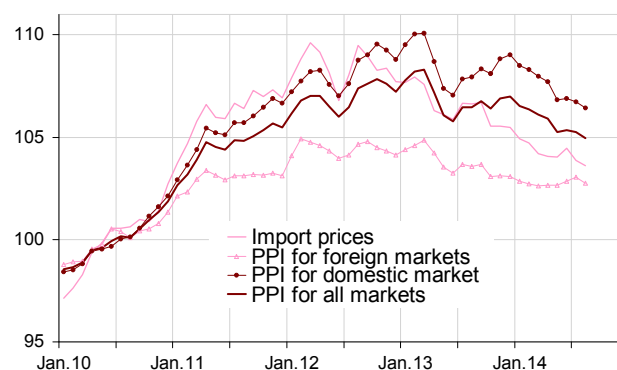
On all markets, prices dipped (-0.3 %) after having been unchanged in July. Year over year, the fall was -1.4 %. The decline was almost general, except for transport equipment whose prices remained steady (+0.1 %).

#### • Import price indices of industrial products: -0.3 % in August

Import prices declined again (-0.3 % after -0.6 %). Buying prices for refined petroleum products fell significantly (-1.6 %), while prices for other manufactured products moved up, driven by the rise in prices for textiles and wearing apparel due to the arrival of the winter collections.

#### **Total Industry price indices**

Base and reference year: 2010



Source : Insee

## French Producer Price Indices in industry according to the market where the products are sold:

reference year: 2010

Levels A 10 and A 17 in CPF rev. 2, 2008	Weight	Aug.14	Change in %	
			In 1 month	In 1 year
French market				
BE:TOTAL INDUSTRY	1000	106.4	-0.3	-1.4
(DE) Mining and quarrying, energy, water	226	105.7	-0.6	-3.2
CZ: Manufactured prod.	774	106.3	-0.2	-1.2
(C1) Food products, beverages, tobacco	196	110.8	-0.3	-1.3
(C2) Coke and refined petroleum products	49	124.1	-1.7	-6.7
(C3) Electrical & electronic equip., computers, mach.	53	101.8	-0.1	-0.5
(C4) Transport equipment	80	103.2	0.0	0.2
(C5) Other man. products	396	103.0	0.0	-0.5
Foreign markets				
BE:TOTAL INDUSTRY	1000	102.8	-0.3	-0.8
CZ: Manufactured prod.	980	103.3	-0.1	-0.6
(C1) Food products, beverages, tobacco	100	112.6	-0.3	0.0
(C2) Coke and refined petroleum products	37	123.0	-2.8	-5.9
(C3) Electrical & electronic equip., computers, mach.	194	97.9	0.2	0.0
(C4) Transport equipment	252	103.8	-0.1	0.1
(C5) Other man. products	397	101.7	0.1	-0.9
All markets				
BE:TOTAL INDUSTRY	1000	105.0	-0.3	-1.4
CZ: Manufactured prod.	845	105.0	-0.2	-1.0
(C1) Food products, beverages, tobacco	163	111.1	-0.3	-1.1
(C2) Coke and refined petroleum products	45	123.2	-1.9	-7.1
(C3) Electrical & electronic equip., computers, mach.	102	99.1	0.0	-0.3
(C4) Transport equipment	140	103.6	0.0	0.1
(C5) Other man. products	395	102.6	0.0	-0.6

### Import prices of industrial products

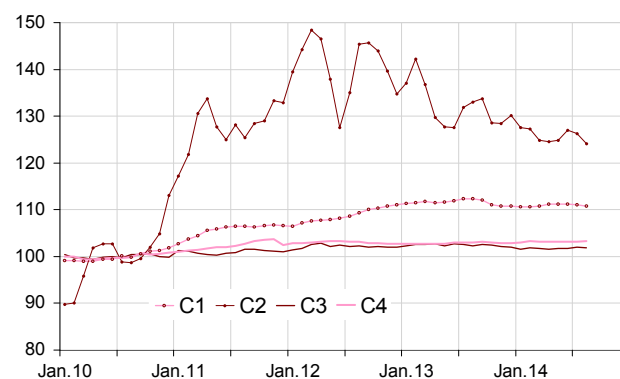
reference year: 2010

Levels A 10 and A 17 of nomenclature CPF rev. 2, 2008	Weight	Aug.14	Change in %	
			In 1 month	In 1 year
<b>BE:TOTAL INDUSTRY</b>	<b>1000</b>	<b>103.6</b>	<b>-0.3</b>	<b>-2.8</b>
CZ: Manufactured prod.	s	102.6	0.1	-1.3
(C1) Food products, beverages, tobacco	69	113.2	-0.2	-1.1
(C2) Coke and refined petroleum products	47	124.5	-1.6	-7.0
(C3) Electrical & electronic equip., computers, mach.	227	96.3	0.1	-2.2
(C4) Transport equipment	147	99.8	0.0	-0.2
(C5) Other manufactured products	s	103.2	0.4	-0.4

r: updated ; nd: non available ; s : confidential  
Source : Insee

## Producer price indices of manufactured products sold on the french market

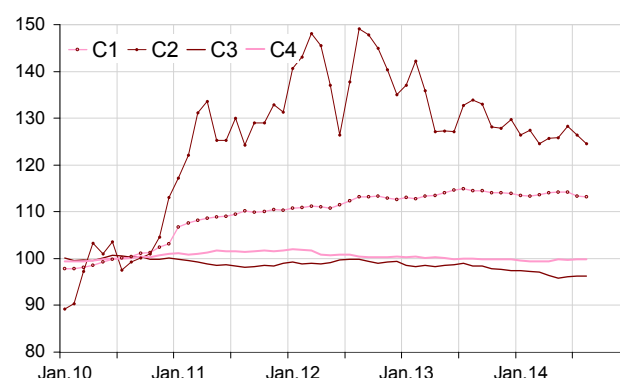
Base and reference year: 2010



Source : Insee

## Import price indices of manufactured products

Base and reference year: 2010



Source : Insee

## Revision of each index at total industry level

Revision of the monthly change (in %)

	May 14 / Apr.14	Jun.14 / May 14	Jul.14 / Jun.14
<b>French producer prices in industry sold on:</b>			
- the French market	-0.4 <sup>(1)</sup>	+0.1	+0.1
- the foreign markets	//	//	+0.4
- all markets	-0.3	//	+0.1
Import prices of industrial products	//	//	+0.1

(1) Reading note: the development of the index between April and May 2014 was revised by -0.4 point, to -0.8%, due to the revision of the raw data of prices for transmission services of electricity.

## For more information about French PPI:

Producer and import price indices of industrial products are regulated by the European Regulation n°1165/98 on short-term statistics. They are annually chain-linked Laspeyres indices, with reference year 2010.

The French producer prices of industrial products sold on the French market presented here are "basic prices" in the sense of the national accounts, measuring the income of the producer (excluding VAT and taxes on products, and before deduction of any subsidies on the products). However market price series (including non deductible taxes on the products subsidies deducted) are also available notably for the purpose of contract escalation on BDM website : <http://www.bdm.insee.fr/>.

Import prices of industrial products are measured as much as possible according to the "CIF" concept (cost of insurance and freight included). i.e. valued at the French border. They are converted into Euros and therefore include exchange effects. All imports are taken into consideration, whether they are intra-group or not.

- Complementary data (backseries, methodology, webpages) can be accessed on: <http://www.insee.fr/fr/themes/info-rapide.asp?id=25>
- Historical data are available on the BDM : [G1430](#), [G1436](#), [G1427](#), [G1439](#) (respectively producer price indices on French market, on foreign markets, on all markets and import price indices).
- Follow us on Twitter @InseeFr\_News: [https://twitter.com/InseeFr\\_News](https://twitter.com/InseeFr_News)
- Contact: [bureau-de-presse@insee.fr](mailto:bureau-de-presse@insee.fr)

Next publication: 31 10 2014 at 8.45 a.m.