

Informations Rapides

24 septembre 2015 - n° 232

Principaux Indicateurs



■ Monthly business survey in the building industry – September 2015

In September 2015, the economic climate remains low in the building construction industry

According to the business managers surveyed in September 2015, the business climate is virtually stable in the building construction industry. The composite indicator which measures it has decreased by one point and remains significantly below (90) its long-term average (100). The turning point indicator remains in the favorable zone.

Business managers consider their activity still deteriorated

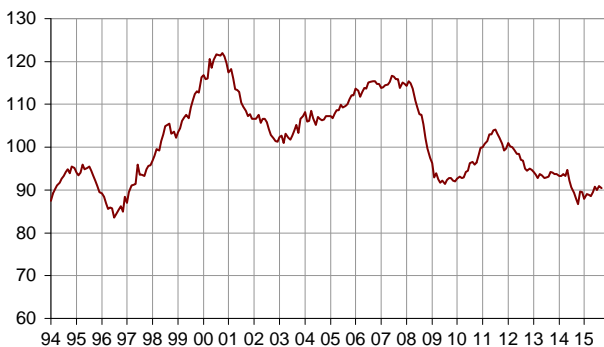
In September 2015, slightly more business managers than in the previous month have declared a fall in their activity in the recent period and for the next three months. The corresponding balances of opinion are far below their long-term average.

Persistent pessimism about employment

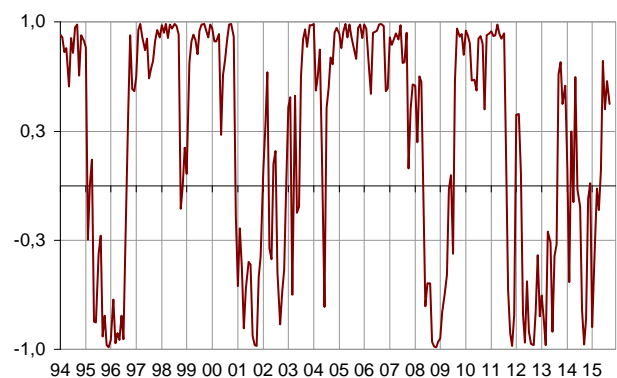
In September 2015, almost as many business managers as in August have indicated a fall in their staff size in the recent period and for the next few months. The corresponding balances remain substantially below their long-term average.

Business climate composite indicator

Standardized with mean equal to 100 and a standard deviation equal to 10



Turning-point indicator



Lecture: close to 1 (respectively -1), it indicates a favorable climate (respectively unfavorable).

Building industry economic outlook

Balances of opinion, in %, SA

	Mean*	June 15	July 15	Aug. 15	Sept. 15
Composite indicator	100	91	90	91	90
Past activity	-4	-17	-24	-22	-24
Expected activity	-7	-20	-14	-11	-14
Gen. business outlook	-19		-27		
Past employment	-5	-24	-28	-26	-27
Expected employment	-4	-19	-22	-24	-23
Opinion on order books	-23	-56	-55	-53	-52
Order books (in month)	5,4	6,5	6,5	6,6	6,5
Production capacity utilisation rate	88,6	84,5	85,0	84,7	84,3
Obstacles to production increase (in %)	32	22	23	23	22
- Because of workforce shortage (in %)	14,6	2,7	3,4	2,9	2,9
Recruiting problems (in %)	58		41		
Expected prices	-14	-32	-32	-29	-30
Cash-flow position	-10		-21		
Repayment period	29		43		

* Mean since September 1993.

Source: INSEE, French business survey in the building industry

Order books have been considered very low

Business managers' opinion about their order books remains deteriorated. The corresponding balance has been very low for almost a year now. However, the number of months covered by these order books is practically stable (6.5 months), above its long term average (5.4 months).

Production capacity has been even less used

Since 2008, the production capacity utilisation rate has been below its long-term average. In September 2015, it has decreased again (from 84.7% to 84.3%). Almost one business manager out of five has reported difficulties in increasing output, against one out of three in average since 1993.

Prices has been reported down

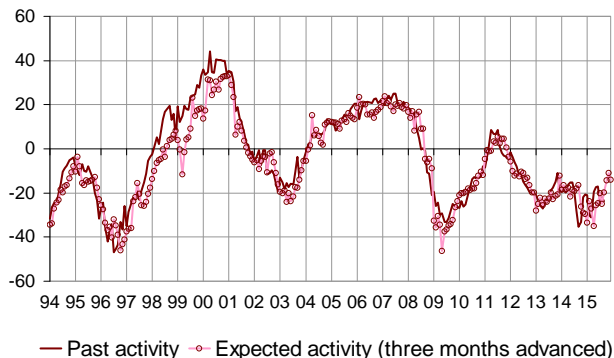
In September 2015, almost as many business managers as in August have indicated price falls. The corresponding balance remains substantially below its long-term average.

Production capacity utilisation rate



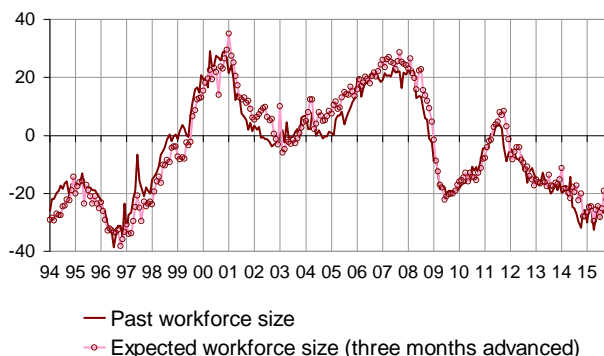
Activity tendency in building construction

Balances of opinion, in %, SA



Workforce size tendency in building construction

Balances of opinion, in %, SA




Order books

Balance of opinion, in %, SA



For further information:

The balance of opinion is calculated as the difference between the percentage of responses "increase" and the percentage of responses "decrease".

- Additional information (long series, methodology, links, etc.) is available on the web page of this indicator: <http://www.insee.fr/en/themes/info-rapide.asp?id=56>
- Historical data are available on the BDM: [G1273](#), [G1276](#), [G1274](#).
- Press contact: bureau-de-presse@insee.fr
-  Follow us on [Twitter @InseeFr_News](https://twitter.com/InseeFr_News): https://twitter.com/InseeFr_News