

# Informations *Rapides*

13 août 2014 - n° 185



## ■ Prices index in large and predominantly food stores – July 2014

### In July 2014, prices of frequently purchased goods decreased by 0,1% in hyper and supermarkets

In July 2014, prices of frequently purchased goods declined by 0,1% in hyper and supermarkets, as in June 2014.

In large and predominantly food stores, prices of frequently purchased goods decreased also by 0.1% in July 2014, as in June 2014.

Excluding hyper and supermarkets, prices of frequently purchased goods also diminished by 0.1% in the other sort of stores in July 2014, as in June 2014.

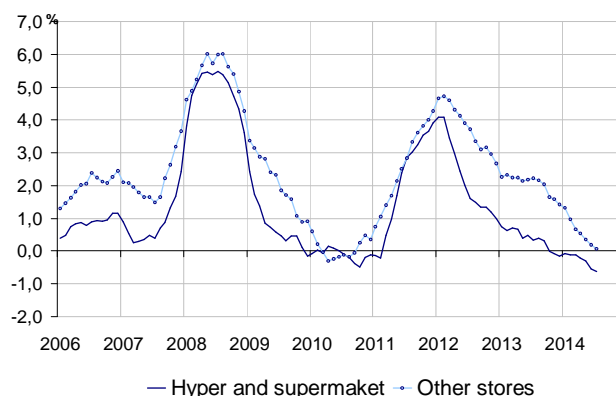
#### **Year-on-year, prices of frequently purchased goods dropped in the hyper and supermarkets in July 2014**

The fall of the prices of frequently purchased goods in the hyper and supermarkets sped up : their annual rate of change was -0.6% in July 2014 after -0.5% in June 2014 ; -0,3% in May 2014 and -0,1% during the first four months of 2014.

The decline in prices of frequently purchased goods became more marked in large and predominantly food stores (-0.7% in the year to July 2014 after -0.6%, year-on-year, in June 2014 and -0.3% in May 2014).

Overall, the prices of frequently purchased goods decreased by 0.4%, year-on-year in July 2014 considering all kinds of stores (after -0.3% in June 2014). In July 2013, prices of frequently purchased goods were up 0.7 % in average compared with the same month one year ago in all stores.

**Frequently purchased goods price indexes annual increase %**



Source : Insee - Consumer Price Indexes

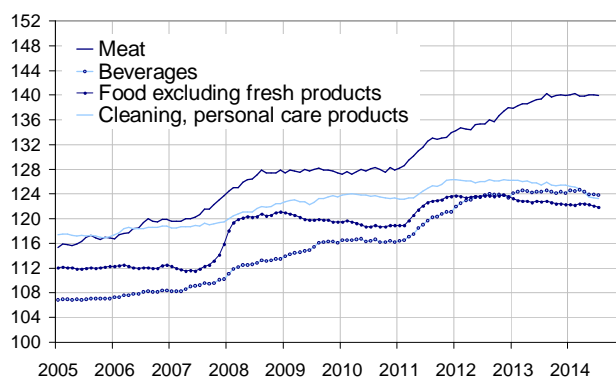
**Prices of frequently purchased goods**

Base 100 : 1998

	Index July 2014	Variations(%)	
		last month	last 12 months
Hyper-and-Supermarkets (A)	126.37	-0.1	-0.6
Large and predominantly food stores (A + neighborhood stores)	127.48	-0.1	-0.7
Other stores	135.36	-0.1	0.1
All stores	129.10	-0.1	-0.4

Source : Insee - Consumer Price Indexes

### Frequently purchased goods price indexes



Source : Insee - Consumer Price Indexes

### Prices of frequently purchased goods detailed by main items

Base 100 : 1998

	Index July 2014	Variations(%)	
		last month	last 12 months
Food and beverages(excluding fresh foodstuffs)	127.13	-0.1	-0.4
- Meat	139.93	-0.1	0.4
- Beverages	123.80	-0.1	-0.5
- Other food products	121.82	-0.2	-0.8
Clearing and personal care products	123.30	-0.1	-1.7
<b>Total : Hyper-and-Supermarkets</b>	<b>126.37</b>	<b>-0.1</b>	<b>-0.6</b>

Source : Insee - Consumer Price Indexes

### Food prices (excluding unprocessed products) decreased again in July 2014 in hyper and supermarkets

As in June 2014, prices of food and beverages, excluding fresh foodstuffs, declined by 0.1% in July 2014 in hyper and supermarkets. Compared to July 2013, they went down by 0.4% after -0.3% in June 2014. In July 2013, they were 0.5% higher than those of July 2012 in hyper and supermarkets.

After they stabilized in June 2014, meat prices declined slightly in hyper and supermarkets in July 2014 (-0.1%). Year-on-year, they slowed down again, their annual rate of growth fell to +0.4% in July 2014, down from +0.5% in June 2014 and +0.7% in May 2014. They had grown by 3.0% between July 2012 and July 2013.


In hyper and supermarkets, beverage prices declined by 0.1% in July 2014, as in June 2014. In the year to July 2014, they went down by 0.5% after -0.4% in the year to June 2014.

Excluding unprocessed food, prices of other food products decreased by 0.2% in hyper and supermarkets in July 2014, as in June 2014. In the year to July 2014, they decreased by 0.8% after -0.6%, year-on-year in June 2014.

### The decrease in prices of cleaning and personal care products continued in hyper and supermarkets

Prices of cleaning and personal care products decreased by 0.1% in July 2014, as in June 2014 in hyper and supermarkets. In the year to July 2014, they fell by 1.7%, after -1.9% in June 2014 year-on-year.

#### Learn more :

- Methodology: [http://www.insee.fr/en/indicateurs/ind103/IPGD\\_m-EN.pdf](http://www.insee.fr/en/indicateurs/ind103/IPGD_m-EN.pdf)
- Complementary data (long series) and metadata (linked internet pages...) are available on the HTML web page : <http://www.insee.fr/en/themes/indicateur.asp?id=103>
- Historical data are available on the BDM: [G421](#)
-  Follow us on [https://twitter.com/InseeFr\\_News](https://twitter.com/InseeFr_News)
- Methodology contact: [jpc-dg@insee.fr](mailto:jpc-dg@insee.fr)
- Press contact: [bureau-de-presse@insee.fr](mailto:bureau-de-presse@insee.fr)

Next issue : Mid-September 2014