

Informations *Rapides*

29 août 2014 - n° 196

Main Indicators



■ Producer and Import Price Indices in industry – July 2014

In July 2014, energy prices declined again

• Producer price indices in French industry : -0.2 % in July

FRENCH MARKET: -0.3 % in July

In July, French producer prices in industry for French market fell again, after a stabilisation in June (-0.3 % after 0.0 %). Energy prices moved down (-1.2 % after -0.3 %), driven by the significant decline in prices for electricity and gas (-1.7 % after -0.1 %), while prices for other products were stable overall.

Energy prices dropped again...

In July, the seasonal decline in prices for electricity (-1.8 % and +0.3 %) and gas (-1.5 % and -2.1 %) was sharper than in 2013, heightened by lower spot prices on wholesale markets.

Prices for refined petroleum products fell moderately (-0.5 % after +1.7 %) in a context of significantly lower prices for Brent crude sourced from the North Sea in both dollar and euro terms (-4.3 % and -3.7 % respectively). The drop in prices for heating oil and super unleaded gas was offset by the rise in kerosene prices.

... and food prices and prices for "other manufactured products" remained stable.

Food prices were unchanged or almost unchanged for the third month in a row. Prices for processed and preserved meat were stable (-0.1 %), prices for dairy products moved up (+0.6 %), while prices for oils and fats fell significantly (-2.4 %), due to lower oleaginous prices.

As in June, prices for "other manufactured products" remained stable and the decline in prices for chemical products (-0.3 % after -0.7 %) leveled off the rise in prices for textiles and wearing apparel (+0.4 % after +1.2 %), and for basic metals (+0.3 % after +0.2 %). Prices in the printing industry also increased this month (+0.2 %).

FOREIGN MARKETS: -0.2% in July

Producer prices of French industrial products sold on foreign markets dropped slightly (-0.2 % after +0.2 %). As on the French market, energy prices declined, notably electricity prices (-13.7 %) and prices for refined petroleum products (-1.4 %). Food prices also moved down (-0.3 %).

ALL MARKETS: -0.2 % in July

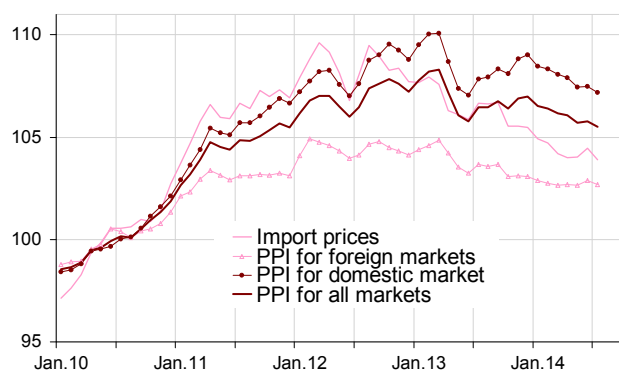
On all markets, prices dipped (-0.6 % after +0.4 %). Year over year, the fall was significant (-0.9 %) and affected all products, except prices for transport equipment which were almost unchanged (+0.2 %).

• Import price indices of industrial products: -0.6 % in July

Import prices fell (-0.6 % after +0.4 %). Buying prices for all energy resources (crude and refined petroleum, gas, electricity) moved down, as well as food prices (-0.8 %), notably sheep meat. However, prices for basic metals rose (+0.6 %), driven by higher raw material prices (zinc, copper, aluminium).

Total Industry price indices

Base and reference year : 2010



Source : Insee

French Producer Price Indices in industry according to the market where the products are sold:

reference year: 2010

Levels A 10 and A 17 in CPF rev. 2, 2008	Weight	Jul.14	Change in %	
			In 1 month	In 1 year
French market				
BE:TOTAL INDUSTRY	1000	107.2	-0.3	-0.6
(DE) Mining and quarrying, energy, water	226	108.3	-1.2	-0.9
CZ: Manufactured prod.	774	106.5	0.0	-0.8
(C1) Food products, beverages, tobacco	196	110.9	0.0	-1.3
(C2) Coke and refined petroleum products	49	126.3	-0.5	-4.2
(C3) Electrical & electronic equip., computers, mach.	53	101.8	0.0	-0.8
(C4) Transport equipment	80	103.2	0.0	0.2
(C5) Other man. products	396	103.1	0.0	-0.2
Foreign markets				
BE:TOTAL INDUSTRY	1000	102.7	-0.2	-1.0
CZ: Manufactured prod.	980	103.3	-0.1	-0.7
(C1) Food products, beverages, tobacco	100	112.8	-0.3	0.7
(C2) Coke and refined petroleum products	37	126.5	-1.4	-2.8
(C3) Electrical & electronic equip., computers, mach.	194	97.7	0.1	-0.3
(C4) Transport equipment	252	103.9	0.1	0.2
(C5) Other man. products	397	101.5	0.0	-1.4
All markets				
BE:TOTAL INDUSTRY	1000	105.5	-0.2	-0.9
CZ: Manufactured prod.	845	105.2	0.0	-0.8
(C1) Food products, beverages, tobacco	163	111.3	-0.1	-0.9
(C2) Coke and refined petroleum products	45	125.5	-0.6	-4.6
(C3) Electrical & electronic equip., computers, mach.	102	99.0	0.0	-0.6
(C4) Transport equipment	140	103.6	0.0	0.2
(C5) Other man. products	395	102.6	0.0	-0.6

Import prices of industrial products

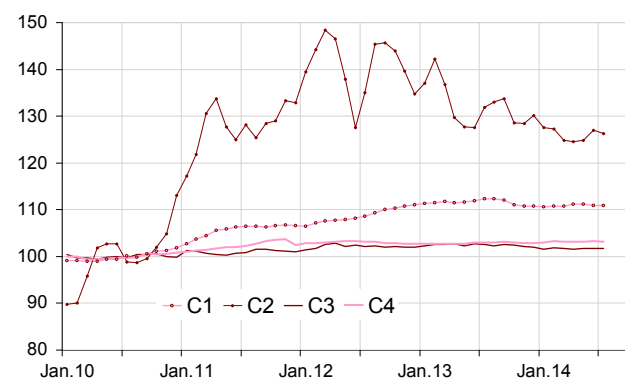
reference year: 2010

Levels A 10 and A 17 of nomenclature CPF rev. 2, 2008	Weight	Jul.14	Change in %	
			In 1 month	In 1 year
BE:TOTAL INDUSTRY	1000	103.9	-0.6	-2.6
CZ: Manufactured prod.	s	102.6	-0.1	-1.5
(C1) Food products, beverages, tobacco	69	113.4	-0.8	-1.4
(C2) Coke and refined petroleum products	47	126.5	-1.5	-4.7
(C3) Electrical & electronic equip., computers, mach.	227	96.3	0.1	-2.7
(C4) Transport equipment	147	99.6	0.0	-0.3
(C5) Other manufactured products	s	102.9	0.2	-0.7

r: updated ; nd: non available ; s : confidential, source Insee

Producer price indices of manufactured products sold on the french market

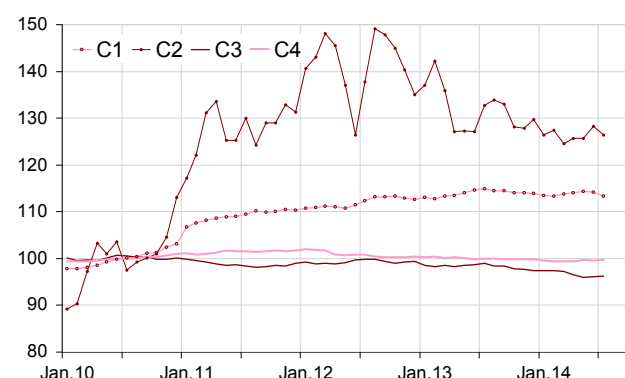
Base and reference year : 2010



Source : Insee

Import price indices of manufactured products

Base and reference year : 2010



Source : Insee

Revision of each index at total industry level

Revision of the monthly change (in %)

	Apr.14 / Mar.14	May 14 / Apr.14	Jun.14 / May 14
French producer prices in industry sold on:			
- the French market	-0.1	//	//
- the foreign markets	//	//	//
- all markets	//	//	//
Import prices of industrial products	//	//	-0.1 ⁽¹⁾

(1) Reading note: the import price development between April 2014 and May 2014 published last month was equal to 0.5%. It is updated to 0.4%; that is to say a revision of -0.1 point.

For more information about French PPI:

Producer and import price indices of industrial products are regulated by the European Regulation n°1165/98 on short-term statistics. They are annually chain-linked Laspeyres indices, with reference year 2010.

The French producer prices of industrial products sold on the French market presented here are "basic prices" in the sense of the national accounts, measuring the income of the producer (excluding VAT and taxes on products. and before deduction of any subsidies on the products). However market price series (including non deductible taxes on the products subsidies deducted) are also available notably for the purpose of contract escalation on BDM website : <http://www.bdm.insee.fr/>.

Import prices of industrial products are measured as much as possible according to the "CIF" concept (cost of insurance and freight included). i.e. valued at the French border. They are converted into Euros and therefore include exchange effects. All imports are taken into consideration, whether they are intra-group or not.

- Complementary data (backseries, methodology, webpages) can be accessed on: <http://www.insee.fr/fr/themes/info-rapide.asp?id=25>
- Historical data are available on the BDM : [G1430](#), [G1436](#), [G1427](#), [G1439](#) (respectively producer price indices on French market, on foreign markets, on all markets and import price indices).
- Follow us on Twitter @InseeFr_News: https://twitter.com/InseeFr_News
- Contact: bureau-de-presse@insee.fr

Next publication: 30 09 2014 at 8.45 a.m.