

Informations Rapides

25 novembre 2014 - n° 268

Principaux indicateurs



■ Monthly business survey in the building industry – Novembre 2014

In November 2014, the economic climate has improved slightly in the building construction industry

According to the business managers surveyed in November 2014, the situation has improved in the building construction industry. The composite indicator has stopped its decline started in May 2014. Compared to October, it has increased by four points after reaching its lowest level since 1996. However, it stays below its long-term average. The turning-point indicator is in the neutral zone.

Fewer business manager than in October indicate a fall in their activity

In November 2014, fewer business managers than in October have deemed that their activity has deteriorated in the recent period (balance of opinion of -21 after -33) and will decrease for the next few months (balance of opinion of -24 after -34). However, the corresponding balances remain significantly below their long-term average.

Business manager a little less pessimistic about employment

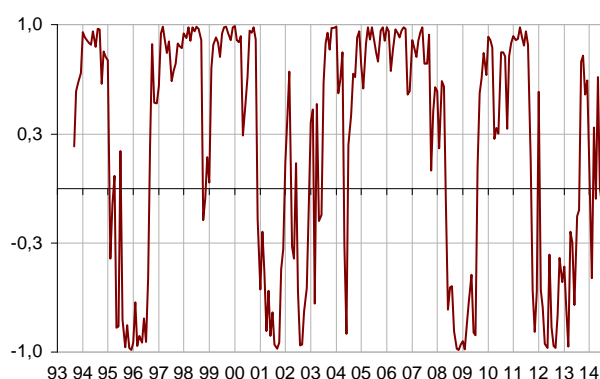
Fewer business managers than in October have pointed out a fall in past (balance of opinion of -25) and expected employment (balance of opinion of -24) but the corresponding balances stay substantially below their long-term average.

Composite indicator

Standardized with mean equal to 100 and a standard deviation equal to 10



Turning-point indicator



Lecture: close to 1 (respectively -1), it indicates a favorable climate (respectively unfavorable).

Building industry economic outlook

Balances of opinion, in %, SA

	Mean*	Aug. 14	Sept. 14	Oct. 14	Nov. 14
Composite indicator	100	89	88	86	90
Past activity	-3	-28	-35	-33	-21
Expected activity	-6	-29	-30	-34	-24
Gen. business outlook	-19			-46	
Past employment	-4	-27	-30	-32	-25
Expected employment	-3	-28	-28	-26	-24
Opinion on order books	-21	-52	-53	-59	-58
Order books (in month)	5,3	6,6	6,5	6,5	6,4
Productive capacity utilisation rate	88,8	85,4	85,0	84,6	84,5
Obstacles to production increase (in %)	33	20	19	17	22
- Because of workforce shortage (in %)	15,0	4,1	3,8	3,3	3,5
Recruiting problems (in %)	59			41	
Expected prices	-14	-34	-34	-35	-35
Cash-flow position	-9			-25	
Repayment period	29			44	

* Mean since September 1993.

Source: French business survey in the building industry - Insee

Order books are considered lower than normal

In November, business managers have still considered their order books lower than normal.

Still underused productive capacity

The productive capacity utilization rate is almost stable and stays below its long-term average. Slightly more business managers than in October have declared having difficulties increasing their activity. However, these obstacles have concerned just a little more than one business manager out of five, against one out of three in average since 1993.

Tight prices

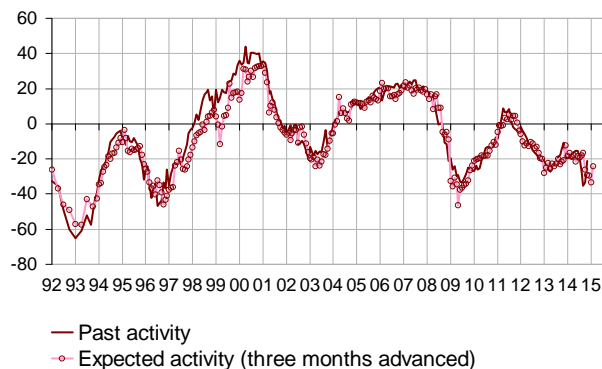
In November, as many business managers as in October indicate price downturns. The corresponding balance of opinion is clearly below its long-term average.

Productive capacity utilization rate



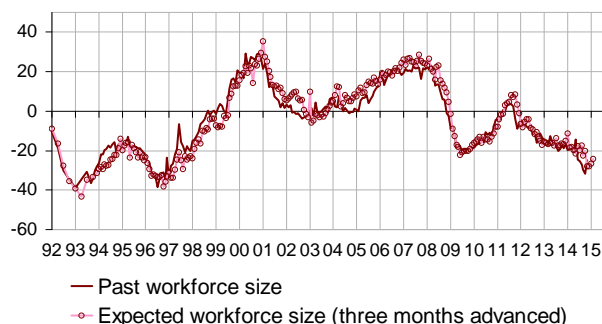
Activity tendency in the building industry

Balances of opinion, in %, SA



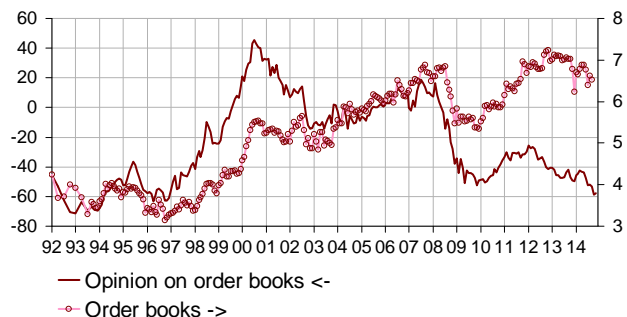
Workforce size tendency in the building industry

Balances of opinion, in %, SA




Order books

Balance of opinion, in %, SA



For further information:

The balance of opinion is calculated as the difference between the percentage of responses "increase" and the percentage of responses "decrease".

- Additional information (long series, methodology, links, etc.) is available on the web page of this indicator: <http://www.insee.fr/en/themes/info-rapide.asp?id=56>
- Historical data are available on the BDM: [G1273](#), [G1276](#), [G1274](#).
- Press contact: bureau-de-presse@insee.fr
-  Follow us on [Twitter @InseeFr_News](https://twitter.com/InseeFr_News): https://twitter.com/InseeFr_News

Next publication: 19 12 2014 at 08h45