

Informations *Rapides*

23 décembre 2014 - n° 300

Main Indicators



■ Producer and Import Price Indices in industry – November 2014

In November 2014, producer prices in industry fell slightly

• Producer price indices in French industry : -0.2% in November

FRENCH MARKET: -0.1% in November

In November, French producer prices in industry for the French market remained almost unchanged (-0.1% in November as in October). The decline in prices for refined petroleum products (-5.1%) was offset by the rise in prices for mining and quarrying products, energy, water (+1.7%).

Prices for petroleum products tumbled

In November, prices for refined petroleum products tumbled anew (-5.1% in November after -6.7% in October), driven by plunging crude oil prices.

Conversely, prices for mining and quarrying products, energy, water continued to rise (+1.7% in November after +2.8% in October), supported by the switch to winter tariffs for transmission services of electricity.

Prices for food and other manufactured products kept on falling

The decline in food prices - which had begun in August - continued in November (-0.4%). All food prices declined, except meat prices: chuck beef and lamb benefited from the seasonal demand.

Prices for other manufactured products continued to move down (-0.3%), due to the decline in prices for chemical products (-2.1%).

Prices for electrical, electronic and computer equipment remained steady

Prices for electrical, electronic and computer equipment were almost unchanged (+0.1%). They benefited from the rising market for electronic boards intended for connected objects and the automotive industry.

FOREIGN MARKETS: -0.5% in November

Producer prices of French industrial products sold on foreign markets moved down (-0.5%). This decline was due to lower prices for refined petroleum products (-7.1%) and - to a lesser extent - lower prices on the electricity wholesale market.

ALL MARKETS: -0.2% in November

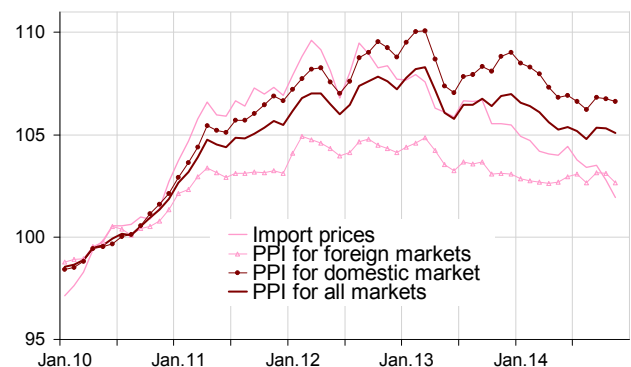
On all markets, prices decreased slightly (-0.2%). Year over year, the decline was 1.7% for all products and 14.9% for refined petroleum products.

• Import price indices of industrial products: -0.8% in November

Import prices declined again in November (-0.8%, after -0.7% in October). Prices for refined petroleum products fell by 5.1%. Prices for other manufactured products dipped (-0.2%), due to lower prices for chemical products (-1.4%). Conversely, import food prices leveled off (+0.1% after -0.4% in October).

Total Industry price indices

Base and reference year:2010



Source: INSEE

French Producer Price Indices in industry according to the market where the products are sold:

reference year: 2010

Levels A 10 and A 17 in CPF rev. 2, 2008	Weight	Nov.14	Change in %	
			In 1 month	In 1 year
French market				
BE:TOTAL INDUSTRY	1000	106.6	-0.1	-2.0
(DE) Mining and quarrying, energy, water	194	113.5	1.7	-2.8
CZ: Manufactured prod.	806	104.5	-0.6	-1.8
(C1) Food products, beverages, tobacco	186	108.8	-0.4	-1.8
(C2) Coke and refined petroleum products	56	109.6	-5.1	-14.6
(C3) Electrical & electronic equip., computers, mach.	72	101.9	0.1	-0.2
(C4) Transport equipment	111	103.3	-0.1	0.4
(C5) Other man. products	380	102.4	-0.3	-0.5
Foreign markets				
BE:TOTAL INDUSTRY	1000	102.6	-0.5	-0.5
CZ: Manufactured prod.	968	103.0	-0.4	-0.2
(C1) Food products, beverages, tobacco	122	111.6	-0.5	-0.1
(C2) Coke and refined petroleum products	26	103.8	-7.1	-16.0
(C3) Electrical & electronic equip., computers, mach.	180	98.5	0.2	1.2
(C4) Transport equipment	169	104.0	0.0	0.4
(C5) Other man. products	471	102.0	-0.3	0.1
All markets				
BE:TOTAL INDUSTRY	1000	105.1	-0.2	-1.7
CZ: Manufactured prod.	845	103.7	-0.6	-1.4
(C1) Food products, beverages, tobacco	171	109.3	-0.4	-1.5
(C2) Coke and refined petroleum products	49	108.1	-5.4	-14.9
(C3) Electrical & electronic equip., computers, mach.	98	99.4	0.1	0.5
(C4) Transport equipment	125	103.7	-0.1	0.4
(C5) Other man. products	402	102.2	-0.3	-0.4

Import prices of industrial products

reference year: 2010

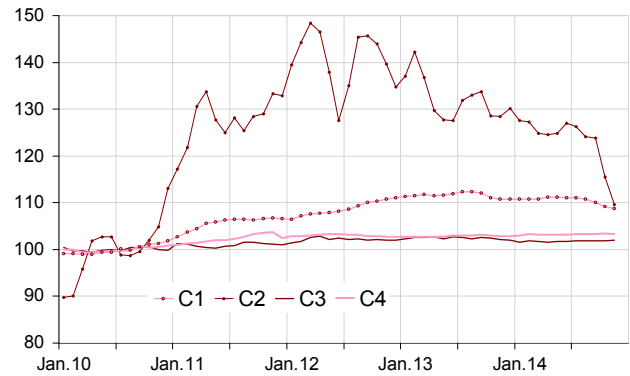
Levels A 10 and A 17 of nomenclature CPF rev. 2, 2008	Weight	Nov.14	Change in %	
			In 1 month	In 1 year
BE:TOTAL INDUSTRY	1000	101.9	-0.8	-3.4
CZ: Manufactured prod.	s	101.6	-0.5	-1.6
(C1) Food products, beverages, tobacco	71	112.1	0.1	-1.7
(C2) Coke and refined petroleum products	53	108.3	-5.1	15.4
(C3) Electrical & electronic equip., computers, mach.	225	96.3	-0.2	-1.4
(C4) Transport equipment	147	99.9	0.0	0.1
(C5) Other manufactured products	s	103.1	-0.2	-0.1

r: updated ; nd: non available ; s : confidential

Source : INSEE

Producer price indices of manufactured products sold on the french market

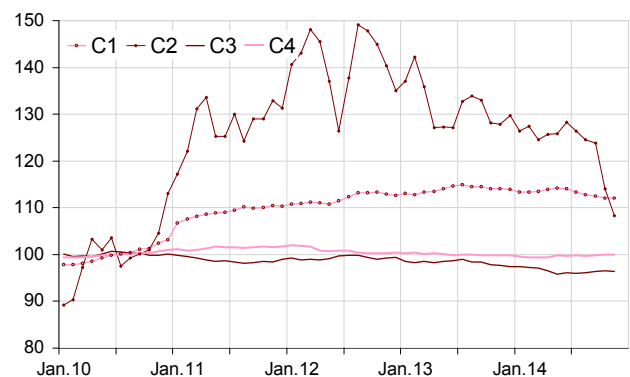
Base and reference year:2010



Source: INSEE

Import price indices of manufactured products

Base and reference year:2010



Source: INSEE

Revision of each index at total industry level

Revision of the monthly change (in %)

	Aug.14 / Jul.14	Sep.14 / Aug.14	Oct.14 / Sep.14
French producer prices in industry sold on:			
- the French market	+0.1	//	+0.1(1)
- the foreign markets	//	+0.1	+0.1
- all markets	//	-0.1	+0.1
Import prices of industrial products	//	//	//

(1) Reading note: the change of the index between September and October 2014 is revised by +0,1 point; the change published at the end of November was -0.2%, it is updated to -0.1%.

For more information about French PPI:

Producer and import price indices of industrial products are regulated by the European Regulation n°1165/98 on short-term statistics. They are annually chain-linked Laspeyres indices, with reference year 2010.

The French producer prices of industrial products sold on the French market presented here are "basic prices" in the sense of the national accounts, measuring the income of the producer (excluding VAT and taxes on products, and before deduction of any subsidies on the products). However market price series (including non deductible taxes on the products subsidies deducted) are also available notably for the purpose of contract escalation on BDM website : <http://www.bdm.insee.fr/>.

Import prices of industrial products are measured as much as possible according to the "CIF" concept (cost of insurance and freight included). i.e. valued at the French border. They are converted into Euros and therefore include exchange effects. All imports are taken into consideration, whether they are intra-group or not.

- Complementary data (backseries, methodology, webpages) can be accessed on: <http://www.insee.fr/fr/themes/info-rapide.asp?id=25>
- Historical data are available on the BDM : [G1430](#), [G1436](#), [G1427](#), [G1439](#) (respectively producer price indices on French market, on foreign markets, on all markets and import price indices).
- Follow us on Twitter @InseeFr_News: https://twitter.com/InseeFr_News
- Contact: bureau-de-presse@insee.fr

Next publication : 30 01 2015 at 8.45 a.m.