

# Informations *Rapides*

31 juillet 2015 - n° 187

Main Indicators



## ■ Producer and Import Price Indices in industry – June 2015

### In June 2015, producer prices in industry dipped slightly (-0.2%)

#### • Producer price indices in French industry: -0.2% in June

##### FRENCH MARKET: -0.2% in June

In June 2015, French producer prices in industry for the French market fell slightly (-0.2% following -0.5% in May), mainly due to the decline in prices for refined petroleum products.

##### *Prices for refined petroleum products declined*

In June, prices for refined petroleum products moved down (-2.3% after +4.1%), driven by Brent crude prices. Prices for premium gas continued to advance due to a temporary imbalance on the market.

##### *Food prices remained steady*

Food prices have been almost unchanged since the beginning of 2015 (-0.1% in June following -0.1% in May and 0.0% since January). This near-stability concerned all the sectors of the food industry. However, there was a rise in prices for processed and preserved meat (+0.4% over a month but -7.3% year over year) and a decline in prices for other processed and preserved fruit and vegetables (-0.7% over a month but -2.9% year over year).

##### *Prices for other manufactured products remained stable*

In June, prices for other manufactured products were almost unchanged (-0.1% after +0.2%). This apparent stability hid mixed price movements: prices for chemical products declined (-0.6% in June following +1.7% in May) driven by lower oil prices, as well as prices for metal products (-0.4% in June following 0.0% in May) due to low international metal prices and low Chinese demand; conversely prices for pharmaceutical products increased by 0.5% and got back to the same level as the beginning of 2015.

#### FOREIGN MARKETS: -0.2% in June

Producer prices of French industrial products sold on foreign markets continued to fall (-0.2% after -0.5% in May). The decline in prices for refined petroleum products (-0.3%) and for other manufactured products (-0.4%) was partly offset by higher food prices.

#### ALL MARKETS: -0.2% in June

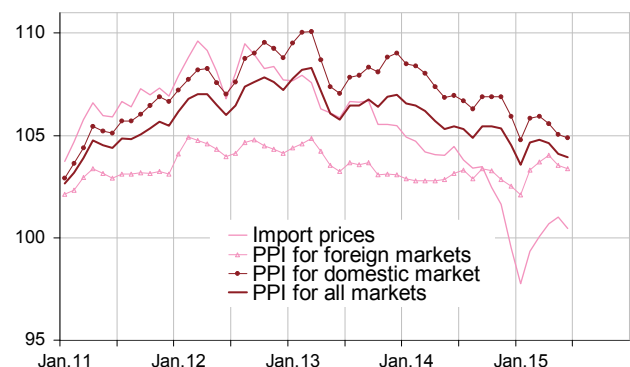
On all markets, prices continued to drop (-0.2% in June after -0.5% in May). Year over year, they declined by 1.4% for the whole industry, mostly due to refined petroleum products (-20.9%) and - to a lesser extent - food products (-2.0%).

#### • Import price indices of industrial products: -0.5% in June

In June, import prices moved down (-0.5% after +0.3%). All the main industrial sectors were affected by lower prices, except food prices which rose slightly (+0.2%). Prices for refined petroleum products declined the most (-4.0%).

#### Total Industry price indices

Base and reference year: 2010



Source: INSEE

**French Producer Price Indices in industry according to the market where the products are sold:**

reference year: 2010

Levels A 10 and A 17 in CPF rev. 2, 2008	Weight	Jun.15	Change in %	
			In 1 month	In 1 year
<b>French market</b>				
<b>BE:TOTAL INDUSTRY</b>	<b>1000</b>	<b>104.9</b>	<b>-0.2</b>	<b>-1.9</b>
(DE) Mining and quarrying, energy, water	194	107.5	0.1	0.3
CZ: Manufactured prod.	806	103.9	-0.2	-2.5
(C1) Food products, beverages, tobacco	186	108.1	-0.1	-2.6
(C2) Coke and refined petroleum products	56	101.3	-2.3	-20.3
(C3) Electrical & electronic equip., computers, mach.	72	101.6	0.2	-0.1
(C4) Transport equipment	111	103.5	-0.2	0.3
(C5) Other man. products	380	102.6	-0.1	-0.5
<b>Foreign markets</b>				
<b>BE:TOTAL INDUSTRY</b>	<b>1000</b>	<b>103.4</b>	<b>-0.2</b>	<b>0.2</b>
(DE) Mining and quarrying, energy, water	32	81.3	0.1	-9.5
CZ: Manufactured prod.	968	104.2	-0.2	0.5
(C1) Food products, beverages, tobacco	122	114.4	0.5	0.9
(C2) Coke and refined petroleum products	26	97.5	-0.3	-25.1
(C3) Electrical & electronic equip., computers, mach.	180	100.1	-0.1	1.7
(C4) Transport equipment	169	104.8	0.0	0.9
(C5) Other man. products	471	103.3	-0.4	1.7
<b>All markets</b>				
<b>BE:TOTAL INDUSTRY</b>	<b>1000</b>	<b>103.9</b>	<b>-0.2</b>	<b>-1.4</b>
(DE) Mining and quarrying, energy, water	155	106.2	0.1	-0.1
CZ: Manufactured prod.	845	103.5	-0.2	-1.7
(C1) Food products, beverages, tobacco	171	109.2	0.0	-2.0
(C2) Coke and refined petroleum products	49	100.1	-2.1	-20.9
(C3) Electrical & electronic equip., computers, mach.	98	99.9	0.1	0.7
(C4) Transport equipment	125	104.1	-0.1	0.5
(C5) Other man. products	402	102.7	-0.2	0.1

**Import prices of industrial products**

reference year: 2010

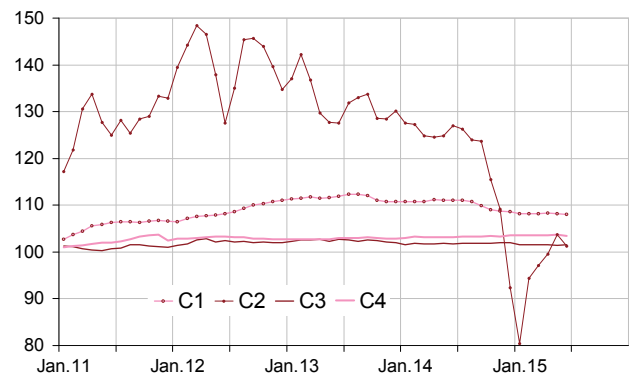
Levels A 10 and A 17 of nomenclature CPF rev. 2, 2008	Weight	Jun.15	Change in %	
			In 1 month	In 1 year
<b>BE:TOTAL INDUSTRY</b>	<b>1000</b>	<b>100.5</b>	<b>-0.5</b>	<b>-3.8</b>
CZ: Manufactured prod.	s	101.4	-0.4	-1.2
(C1) Food products, beverages, tobacco	71	112.9	0.2	-1.1
(C2) Coke and refined petroleum products	53	97.8	-4.0	-23.8
(C3) Electrical & electronic equip., computers, mach.	225	97.4	-0.3	1.2
(C4) Transport equipment	147	98.6	-0.2	-1.1
(C5) Other manufactured products	s	103.8	-0.1	1.1

r: updated ; nd: non available ; s : confidential

Producer price indices of manufactured products sold on the french market  
Base and reference year:2010

**Producer price indices of manufactured products sold on the french market**

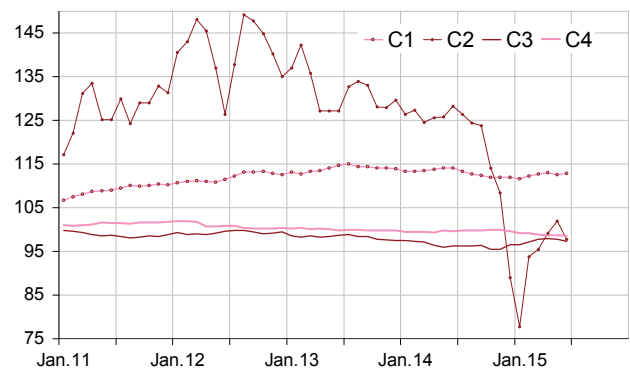
Base and reference year:2010



Source: INSEE

**Import price indices of manufactured products**

Base and reference year:2010



Source: INSEE

**Revision of each index at total industry level**

Revision of the monthly change (in %)

	Mar.15 / Feb.15	Apr.15 / Mar.15	May 15 / Apr.15
<b>French producer prices in industry sold on:</b>			
- the French market	//	+0.1 <sup>(1)</sup>	//
- the foreign markets	//	//	//
- all markets	//	//	//
<b>Import prices of industrial products</b>	//	//	-0,1

Reading note: the change of the index between April 2015 and March 2015 has been revised by 0.1 point: published last month equal to -0.4%, it has been updated to -0.3%.

**For more information about French PPI:**

Producer and import price indices of industrial products are regulated by the European Regulation n°1165/98. They are annually chain-linked Laspeyres indices, with reference year 2010.

The French producer prices of industrial products sold on the French market presented here are "basic prices" in the sense of the national accounts, measuring the income of the producer (excluding VAT and taxes on products, and before deduction of any subsidies on the products). However market price series (including non deductible taxes on the products subsidies deducted) are also available notably for the purpose of contract escalation on BDM website : <http://www.bdm.insee.fr/>.

Prices of imports and exports are converted into Euros and therefore include exchange effects. All imports and exports are taken into consideration, whether they are intra-group or not.

- Complementary data (backseries, methodology, webpages) can be accessed on: <http://www.insee.fr/fr/themes/info-rapide.asp?id=25>
- Historical data are available on the BDM : [G1430](#), [G1436](#), [G1427](#), [G1439](#) (respectively producer price indices on French market, on foreign markets, on all markets and import price indices).
- Follow us on Twitter @InseeFr\_News: [https://twitter.com/InseeFr\\_News](https://twitter.com/InseeFr_News)
- Contact: [bureau-de-presse@insee.fr](mailto:bureau-de-presse@insee.fr)

Next publication : 28 08 2015 at 8.45 a.m.