

Informations *Rapides*

27 novembre 2015 - n° 290

Main Indicators



■ Producer and Import Price Indices in industry – October 2015

In October 2015, near stability of producer prices in industry

• Producer price indices in French industry: +0.1% in October

On all markets (French market and foreign markets), prices were almost unchanged in October as in September (+0.1% following -0.1% in September). Year over year, they declined by 2.0%, mainly due to refined petroleum products (-32.0%).

FRENCH MARKET: +0.2%

In October 2015, French producer prices in industry for the French market advanced slightly (+0.2% following 0.0% in September). Prices for mining and quarrying products, energy and water continued to grow whereas prices for refined petroleum products and for other manufactured products declined anew.

Prices for other energy products grew

Prices for mining and quarrying products, energy, water continued to grow (+1.9% in October following +1.1% in September). Prices for the electricity wholesale market remained high, due to strong demand. Conversely, gas prices fell again.

Further fall of prices for refined petroleum products

In October, prices for refined petroleum products declined again (-2.4% after -1.8% in September), despite the rise of barrel oil prices. The decrease was more significant for super unleaded and gas oil, while prices for lubricating oils rose.

Near stability of food prices

In October, food prices remained almost unchanged (-0.1% after 0.0% in September). By products, prices ranged from -1.4% for butchers meat, due to the fall in prices for summer pieces, to +0.6% for oils and fats.

Prices for other manufactured products declined

In October, prices for other manufactured products dropped for the third month in a row (-0.4% after -0.6% in August as in September). This decrease mainly concerned chemical products (-1.3%), driven down by lower prices for raw materials from the oil industry, and in a lesser extent, pharmaceutical products (-0.7%).

FOREIGN MARKETS: +0.1%

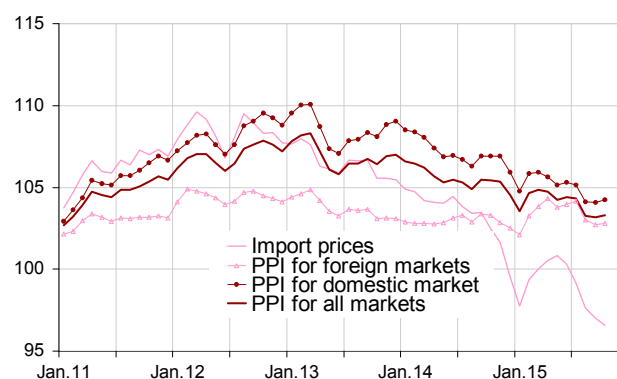
Producer prices of French industrial products sold on foreign markets were virtually stable (+0.1% in October following -0.3% in September). Prices for mining and quarrying products, energy and water climbed (+8.9%) as, to a lesser extent, prices for refined petroleum products (+1.1%). These increases were offset by the fall of food prices (-0.2%) and in those of other manufactured products (-0.4%).

• Import price indices of industrial products: -0.4% in October

In October, import prices continued to fall (-0.4% after -0.6% in September). Prices decreased in all the main industrial sectors except for transport equipment, which remained stable.

Total Industry price indices

reference year: 2010



Source: INSEE

French Producer Price Indices in industry according to the market where the products are sold:

reference year: 2010

Levels A 10 and A 17 in CPF rev. 2, 2008	Weight	Oct.15	Change in %	
			In 1 month	In 1 year
French market				
BE:TOTAL INDUSTRY	1000	104.2	0.2	-2.5
(DE) Mining and quarrying, energy, water	194	112.5	1.9	0.4
CZ: Manufactured prod.	806	101.8	-0.3	-3.3
(C1) Food products, beverages, tobacco	186	108.8	-0.1	-0.2
(C2) Coke and refined petroleum products	56	78.5	-2.4	-32.0
(C3) Electrical & electronic equip., computers, mach.	72	101.2	0.0	-0.6
(C4) Transport equipment	111	103.9	0.1	0.5
(C5) Other man. products	380	101.2	-0.4	-1.7
Foreign markets				
BE:TOTAL INDUSTRY	1000	102.8	0.1	-0.5
(DE) Mining and quarrying, energy, water	32	102.1	8.9	4.1
CZ: Manufactured prod.	968	102.9	-0.2	-0.7
(C1) Food products, beverages, tobacco	122	113.8	-0.3	1.3
(C2) Coke and refined petroleum products	26	75.8	1.1	-32.2
(C3) Electrical & electronic equip., computers, mach.	180	99.9	0.0	1.0
(C4) Transport equipment	169	104.8	0.0	0.8
(C5) Other man. products	471	102.0	-0.4	-0.3
All markets				
BE:TOTAL INDUSTRY	1000	103.3	0.1	-2.0
(DE) Mining and quarrying, energy, water	155	112.0	2.2	0.2
CZ: Manufactured prod.	845	101.7	-0.3	-2.6
(C1) Food products, beverages, tobacco	171	109.7	-0.2	0.1
(C2) Coke and refined petroleum products	49	77.6	-2.0	-32.0
(C3) Electrical & electronic equip., computers, mach.	98	99.7	0.0	0.1
(C4) Transport equipment	125	104.3	0.1	0.6
(C5) Other man. products	402	101.3	-0.4	-1.4

Import prices of industrial products

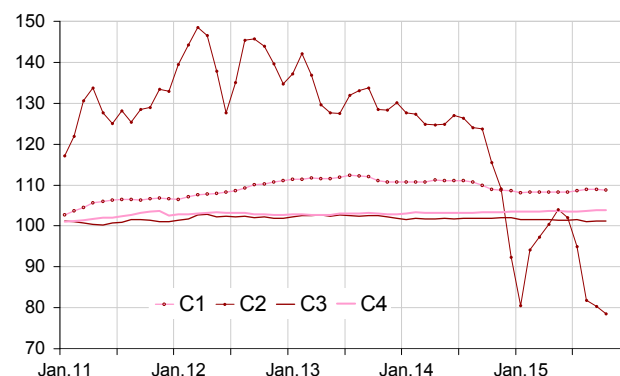
reference year: 2010

Levels A 10 and A 17 of nomenclature CPF rev. 2, 2008	Weight	Oct.15	Change in %	
			In 1 month	In 1 year
BE:TOTAL INDUSTRY	1000	96.6	-0.4	-5.8
CZ: Manufactured prod.	s	98.9	-0.5	-2.9
(C1) Food products, beverages, tobacco	71	111.2	-0.5	-0.7
(C2) Coke and refined petroleum products	53	77.7	-2.2	-31.9
(C3) Electrical & electronic equip., computers, mach.	225	96.6	-0.3	1.2
(C4) Transport equipment	147	98.4	0.0	-1.6
(C5) Other manufactured products	s	101.5	-0.5	-1.7

r: updated ; nd: non available ; s : confidential Source: INSEE I

Producer price indices of manufactured products sold on the french market

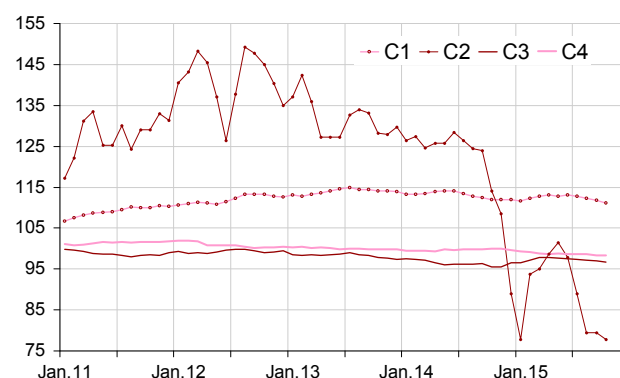
reference year: 2010



Source: INSEE

Import price indices of manufactured products

reference year: 2010



Source: INSEE

Revision of each index at total industry level

Revision of the monthly change (in %)

	Jul.15 / Jun.15	Aug.15 / Jul.15	Sep.15 / Aug.15
French producer prices in industry sold on:			
- the French market	//	//	-0.1
- the foreign markets	+0.1	//	//
- all markets	//	//	-0.1
Import prices of industrial products	-0.1	//	-0.1

Reading note: the change of the index on French market between Aug.15 and Sept. 15 has been revised by -0.1 point: published last month equal to +0.1%, it has been updated to 0.0%.

For more information about French PPI:

Producer and import price indices of industrial products are regulated by the European Regulation n°1165/98. They are annually chain-linked Laspeyres indices, with reference year 2010.

The French producer prices of industrial products sold on the French market presented here are "basic prices" in the sense of the national accounts, measuring the income of the producer (excluding VAT and taxes on products, and before deduction of any subsidies on the products). However market price series (including non deductible taxes on the products subsidies deducted) are also available notably for the purpose of contract escalation on BDM website : <http://www.bdm.insee.fr/>.

Prices of imports and exports are converted into Euros and therefore include exchange effects. All imports and exports are taken into consideration, whether they are intra-group or not.

- Complementary data (backseries, methodology, webpages) can be accessed on: <http://www.insee.fr/en/themes/info-rapide.asp?id=25>
- Historical data are available on the BDM : [G1430](#), [G1436](#), [G1427](#), [G1439](#) (respectively producer price indices on French market, on foreign markets, on all markets and import price indices).
- Follow us on Twitter @InseeFr_News: https://twitter.com/InseeFr_News
- Contact: bureau-de-presse@insee.fr

Next publication : 18 12 2015 at 8.45 a.m.