

Informations *Rapides*

13 novembre 2014 - n° 258



■ Prices index in large and predominantly food stores – October 2014

In October 2014, prices of frequently purchased goods decreased by 0.1% in hyper and supermarkets

In October 2014, prices of frequently purchased goods decreased by 0.1% in hyper and supermarkets, after -0.2% in September 2014.

In large and predominantly food stores (plus neighborhood stores), prices of frequently purchased goods were also down 0.1% in October 2014 after -0.2% in September 2014.

Excluding hyper and supermarkets, prices of frequently purchased goods stabilized in October 2014 after a decline by 0.1% during the previous month.

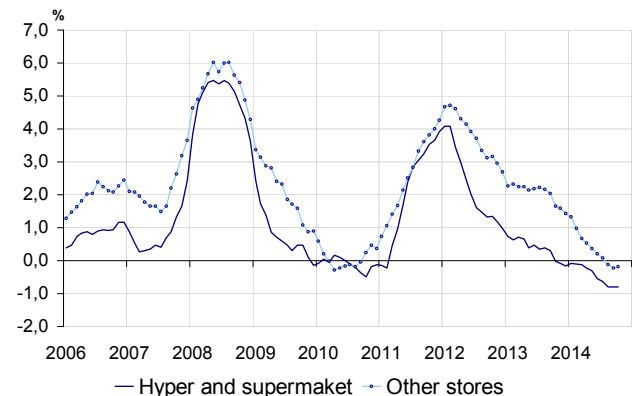
Year-on-year, prices of frequently purchased goods have been declining at the same pace since August 2014

In October 2014, as in September and in August, prices of frequently purchased goods in the hyper and supermarkets dropped by 0.8% year-on-year. They were stable in October 2013 year-on-year.

In large and predominantly food stores plus neighborhood stores, prices of frequently purchased goods declined at the same pace (year-on-year, -0.8% in October as in September and in August 2014). In October 2013, they rose slightly (+0,1% year-on-year).

Considering all the sorts of stores, the decrease in the prices of frequently purchased goods was slightly less marked in October 2014 (year-on-year, -0.6% as in September and in August; +0,4 % in October 2013).

**Frequently purchased goods price indexes
year-on year change %**



Source : Insee - Consumer Price Indexes

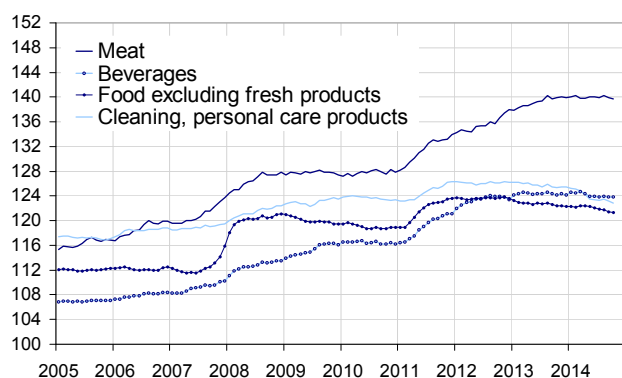
Prices of frequently purchased goods

Base 100 : 1998

	Index October 2014	Changes (%) compared to	
		last month (m-o-m)	12 months before (y-o-y)
Hyper-and-Supermarkets (A)	126.03	-0.1	-0.8
Large and predominantly food stores (A + neighborhood stores)	127.12	-0.1	-0.8
All stores excluding hyper and supermarkets	135.33	0.0	-0.2
All stores	128.89	-0.1	-0.6

Source : Insee - Consumer Price Indexes

Frequently purchased goods price indexes



Source : Insee - Consumer Price Indexes

Prices of frequently purchased goods detailed by main items

Base 100 : 1998

	Index October 2014	Changes (%) compared to	
		last month (m-o-m)	12 months before (y-o-y)
Food and beverages(excluding fresh foodstuffs)	126.81	-0.1	-0.5
- Meat	139.71	-0.1	-0.1
- Beverages	123.82	0.0	-0.2
- Other food products	121.33	-0.1	-0.9
Clearing and personal care products	122.83	-0.3	-2.0
Total : Hyper-and-Supermarkets	126.03	-0.1	-0.8

Source : Insee - Consumer Price Indexes

In October 2014, prices of frequently purchased goods decreased again in hyper and supermarkets

In hyper and supermarkets, prices of food (excluding fresh foodstuffs) and beverages decreased by 0.1% in October 2014, after -0.2% in September. Year-on-year, they declined by 0.5% in October, as in September. In October 2013, they were almost stable (+0.1% year-on-year).

In October 2014, meat prices went down by 0.1% in hyper and supermarkets (-0.3% in September). Year-on-year, they also diminished by 0.1% (+0.1% in September). They had risen by 2.4% in October 2013 year-on-year.


Beverage prices in hyper and supermarkets remained stable in October 2014, as in September. Year-on-year, they declined by 0.2% after -0.4% in September. In October 2013, they had grown by 0.2%, year-on-year.

Excluding unprocessed products, prices of other food products decreased again in hyper and supermarkets in October 2014 (-0.1%; -0.2% in September). Year-on-year, they fell by 0.9% in October (-1.0% in September 2014). They decreased by 1.1% year-on-year in October 2013.

The decrease in prices of cleaning and personal care products continued

In October 2014, prices of cleaning and personal care products were down 0.3% in hyper and supermarkets as in September. Year-on-year, they fell by 2.0% (-1.9% during the two previous months). In October 2013, they had declined by 0.6% year-on-year.

For more information:

- A methodological note is available on the web page of this indicator: <http://www.insee.fr/en/themes/indicateur.asp?id=103>
- Historical data are available on the BDM: [G142](#), [G143](#), [G144](#), [G146](#), [G158](#), [G159](#), [G421](#), [G706](#), [G1396](#)
-  Follow us on https://twitter.com/InseeFr_News
- Methodology contact: ipc-dg@insee.fr
- Press contact: bureau-de-presse@insee.fr

Next issue : Mid-December 2014