

Informations *Rapides*

28 novembre 2014 - n° xxx

Main Indicators



■ Producer and Import Price Indices in industry – October 2014

In October 2014, producer prices in industry dropped slightly

• Producer price indices in French industry : -0.2% in October

FRENCH MARKET: -0.2% in October

In October, French producer prices in industry for French market fell slightly (-0.2%), following a rise in September (+0.6%). This dip was mainly due to the plunge in prices for refined petroleum products (-6.5%).

Prices of oil products tumbled

Prices for refined petroleum tumbled (-6.5% in October), driven by Brent prices in Euro (-8.7%). It was the steepest decline since the beginning of the year. It affected almost all products, particularly gasoline prices (-5.3% for diesel fuel and -5.9% for unleaded premium gas), as well as prices for household fuel oil (-7.2%).

In October, prices for mining and quarrying products, energy, water continued to rise, but at a more moderate pace (+2.1% in October after +3.9% in September), still driven by electricity prices on the wholesale market.

Food prices moved down

Food prices continued to fell by (-0.8% in October after -0.6% in September). Prices for processed and preserved meat declined (-3.0%), mainly due to lower swine prices. More generally, food prices were driven by lower raw material prices.

Prices for other manufactured products fell

Prices for other manufactured products dipped (-0.3%) due to the significant fall in prices for pharmaceutical products (-6.7%): some changes in prices for reimbursed drugs and the introduction of new generic drugs were the main reasons for this decline.

FOREIGN MARKETS: -0.1% in October

Producer prices of French industrial products sold on foreign markets were almost unchanged: the rise in prices for electricity and - to a lesser extent – for other manufactured products offset the decline in prices for refined petroleum products (-8.6%).

ALL MARKETS: -0.2% in October

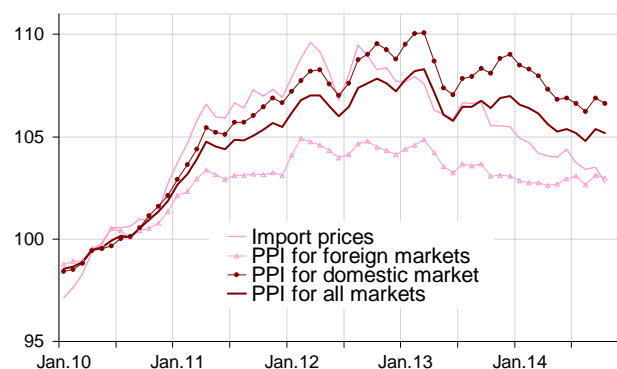
On all markets, prices decreased slightly (-0.2%). Year over year, the decline was 1.2 % for all products and 9.9% for refined petroleum products.

• Import price indices of industrial products: -0.7% in October

Import prices declined in October (-0.7%, after +0.1% in September). Prices for refined petroleum products plunged by 7.9%, food prices fell by 0.4%. Prices for other manufactured products advanced (+0.3%), driven by prices for chemical products (+0.6%) and textiles (+0.4%).

Total Industry price indices

Base and reference year:2010



Source: INSEE

French Producer Price Indices in industry according to the market where the products are sold:

reference year: 2010

Levels A 10 and A 17 in CPF rev. 2, 2008	Weight	Oct.14	Change in %	
			In 1 month	In 1 year
French market				
BE:TOTAL INDUSTRY	1000	106,6	-0,2	-1,4
(DE) Mining and quarrying, energy, water	194	111,1	2,1	-1,8
CZ: Manufactured prod.	806	105,2	-0,8	-1,3
(C1) Food products, beverages, tobacco	186	109,2	-0,8	-1,7
(C2) Coke and refined petroleum products	56	115,7	-6,5	-10,0
(C3) Electrical & electronic equip., computers, mach.	72	102,0	0,0	-0,5
(C4) Transport equipment	111	103,4	0,1	0,5
(C5) Other man. products	380	102,6	-0,3	-0,2
Foreign markets				
BE:TOTAL INDUSTRY	1000	103,0	-0,1	-0,1
CZ: Manufactured prod.	968	103,3	-0,2	0,0
(C1) Food products, beverages, tobacco	122	112,5	-0,5	0,5
(C2) Coke and refined petroleum products	26	111,7	-8,6	-9,1
(C3) Electrical & electronic equip., computers, mach.	180	98,3	0,0	0,9
(C4) Transport equipment	169	104,0	-0,1	0,4
(C5) Other man. products	471	102,0	0,3	0,0
All markets				
BE:TOTAL INDUSTRY	1000	105,2	-0,2	-1,2
CZ: Manufactured prod.	845	104,2	-0,7	-1,0
(C1) Food products, beverages, tobacco	171	109,8	-0,7	-1,3
(C2) Coke and refined petroleum products	49	114,5	-6,8	-9,9
(C3) Electrical & electronic equip., computers, mach.	98	99,4	0,0	0,3
(C4) Transport equipment	125	103,8	0,0	0,4
(C5) Other man. products	402	102,4	-0,1	-0,2

Import prices of industrial products

reference year: 2010

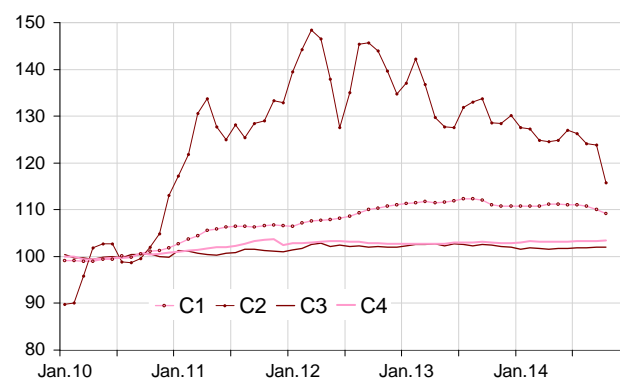
Levels A 10 and A 17 of nomenclature CPF rev. 2, 2008	Weight	Oct.14	Change in %	
			In 1 month	In 1 year
BE:TOTAL INDUSTRY	1000	102,7	-0,7	-2,7
CZ: Manufactured prod.	s	102,1	-0,4	-1,1
(C1) Food products, beverages, tobacco	71	111,8	-0,4	-2,0
(C2) Coke and refined petroleum products	53	114,1	-7,9	-11,0
(C3) Electrical & electronic equip., computers, mach.	225	96,5	0,2	-1,3
(C4) Transport equipment	147	100,0	0,1	0,2
(C5) Other manufactured products	s	103,4	0,3	0,3

r: updated ; nd: non available ; s : confidential

Source : INSEE

Producer price indices of manufactured products sold on the french market

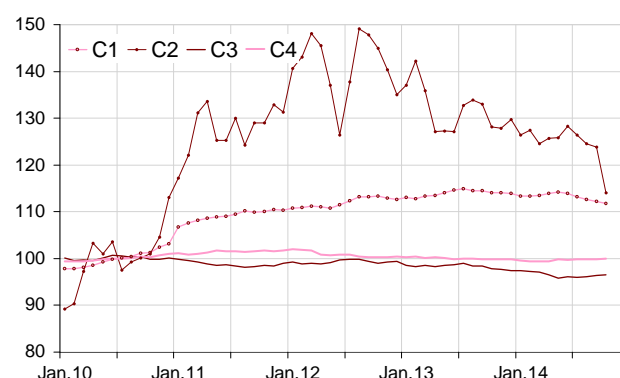
Base and reference year:2010



Source: INSEE

Import price indices of manufactured products

Base and reference year:2010



Source: INSEE

Revision of each index at total industry level

Revision of the monthly change (in %)

	Jul.14 / Jun.14	Aug.14 / Jul.14	Sep.14 / Aug.14
French producer prices in industry sold on:			
- the French market	-0,1	//	+0,1(1)
- the foreign markets	//	//	+0,1
- all markets	//	//	+0,1
Import prices of industrial products	-0,1	//	+0,1

(1) Reading note: the evolution of the index between Jul.14 and Aug.14 published last month was equal to 0,5 %. It is updated to 0,6 %; that is to say a revision of +0,1 point.

For more information about French PPI:

Producer and import price indices of industrial products are regulated by the European Regulation n°1165/98 on short-term statistics. They are annually chain-linked Laspeyres indices, with reference year 2010.

The French producer prices of industrial products sold on the French market presented here are "basic prices" in the sense of the national accounts, measuring the income of the producer (excluding VAT and taxes on products. and before deduction of any subsidies on the products). However market price series (including non deductible taxes on the products subsidies deducted) are also available notably for the purpose of contract escalation on BDM website : <http://www.bdm.insee.fr/>.

Import prices of industrial products are measured as much as possible according to the "CIF" concept (cost of insurance and freight included). i.e. valued at the French border. They are converted into Euros and therefore include exchange effects. All imports are taken into consideration, whether they are intra-group or not.

- Complementary data (backseries. methodology. webpages) can be accessed on: <http://www.insee.fr/fr/themes/info-rapide.asp?id=25>
- Historical data are available on the BDM : [G1430](#), [G1436](#), [G1427](#), [G1439](#) (respectively producer price indices on French market. on foreign markets. on all markets and import price indices).
- Follow us on Twitter @InseeFr_News: https://twitter.com/InseeFr_News
- Contact: bureau-de-presse@insee.fr

Next publication: 23 12 2014 at 8.45 a.m.