

Informations *Rapides*

30 juin 2015 - n° 162
Main Indicators



■ Producer and Import Price Indices in industry – May 2015

In May 2015, producer prices in industry declined anew (-0.5%)

• Producer price indices in French industry: -0.5% in May

FRENCH MARKET: -0.5% in May

In May 2015, French producer prices in industry for the French market declined anew (-0.5% following -0.4% in April), most notably due to another fall in prices for mining and quarrying products, energy, water.

Mixed movements in energy prices

In May, prices for refined petroleum products accelerated (+4.5% after +1.2%), despite lower prices for liquefied petroleum gas.

Conversely, prices for mining and quarrying products, energy, water continued to move down (-3.7% after -2.9%), mainly due to a price fall on the electricity wholesale market.

Food prices remained steady

Food prices have been almost unchanged since the beginning of 2015 (-0.1% in May following +0.1% in April and 0.0% since January). By product, price movements went from -1.5% for other processed and preserved fruit and vegetables to +1.2% for macaroni, noodles and couscous whose prices have been continually rising since December 2014.

Prices for other manufactured products increased moderately

In May, prices for other manufactured products rose slightly (+0.2% after +0.5%): prices for chemical products advanced by 1.8% driven by higher prices for raw materials while prices for pharmaceutical products dropped by 0.8% due to strong competition between pharmaceutical companies and change in reimbursement tariffs.

FOREIGN MARKETS: -0.5% in May

Producer prices of French industrial products sold on foreign markets fell back in May (-0.5% after +0.3% in April). The rise in prices for refined petroleum products (+1.9%) did offset neither the fall in prices for mining and quarrying products, energy, water (-13.6%) nor the price decline in the other main industrial sectors.

ALL MARKETS: -0.5% in May

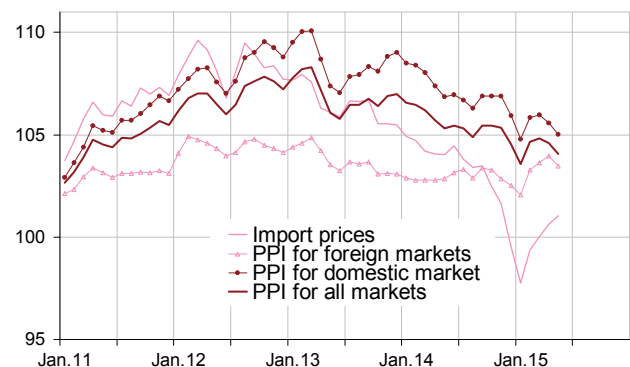
On all markets, prices continued to drop (-0.5% in May after -0.2% in April). Year over year, they declined by 1.2% for the whole industry, mainly due to refined petroleum products (-17.6%).

• Import price indices of industrial products: +0.4% in May

In May, import prices kept on rising (+0.4% after +0.6%). By main industrial sector, price movements were mixed: price rise for refined petroleum products (+2.8%) and for other industrial products (+0.2%), price fall for food products (-0.4%) and electrical, electronic and computer products (-0.2%). Prices for transport equipment remained steady.

Total Industry price indices

Base and reference year: 2010



Source: INSEE

French Producer Price Indices in industry according to the market where the products are sold:

reference year: 2010

Levels A 10 and A 17 in CPF rev. 2, 2008	Weight	May 15	Change in %	
			In 1 month	In 1 year
French market				
BE:TOTAL INDUSTRY	1000	105.0	-0.5	-1.7
(DE) Mining and quarrying. energy. water	194	107.1	-3.7	-0.1
CZ: Manufactured prod. (C1) Food products. beverages. tobacco	806	104.2	0.3	-2.1
(C2) Coke and refined petroleum products	186	108.2	-0.1	-2.6
(C3) Electrical & electronic equip.. computers. mach.	56	104.0	4.5	-16.7
(C4) Transport equipment	72	101.3	-0.2	-0.5
(C5) Other man. products	111	103.7	0.0	0.5
Foreign markets				
BE:TOTAL INDUSTRY	1000	103.5	-0.5	0.6
(DE) Mining and quarrying. energy. water	32	80.5	-13.6	-10.0
CZ: Manufactured prod. (C1) Food products. beverages. tobacco	968	104.3	-0.1	1.0
(C2) Coke and refined petroleum products	122	113.9	-0.2	0.6
(C3) Electrical & electronic equip.. computers. mach.	26	96.9	1.9	-23.1
(C4) Transport equipment	180	100.0	-0.3	1.9
(C5) Other man. products	169	104.7	0.0	1.1
All markets				
BE:TOTAL INDUSTRY	1000	104.1	-0.5	-1.2
(DE) Mining and quarrying. energy. water	155	105.8	-4.1	-0.5
CZ: Manufactured prod. (C1) Food products. beverages. tobacco	845	103.8	0.2	-1.3
(C2) Coke and refined petroleum products	171	109.2	-0.1	-2.1
(C3) Electrical & electronic equip.. computers. mach.	49	102.4	4.2	-17.6
(C4) Transport equipment	98	99.7	-0.2	0.5
(C5) Other man. products	125	104.2	0.0	0.7
	402	103.0	0.1	0.4

Import prices of industrial products

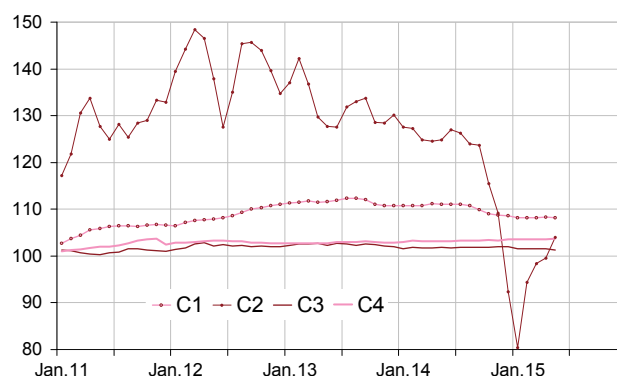
reference year: 2010

Levels A 10 and A 17 of nomenclature CPF rev. 2, 2008	Weight	May 15	Change in %	
			In 1 month	In 1 year
BE:TOTAL INDUSTRY	1000	101.0	0.4	-2.9
CZ: Manufactured prod. (C1) Food products. beverages. tobacco	s	101.8	0.2	-0.6
(C2) Coke and refined petroleum products	71	112.6	-0.4	-1.3
(C3) Electrical & electronic equip.. computers. mach.	53	101.8	2.8	-19.1
(C4) Transport equipment	225	97.5	-0.2	1.7
(C5) Other man. products	147	98.7	0.0	-1.1
	s	104.0	0.2	1.5

r: updated ; nd: non available ; s : confidential

Producer price indices of manufactured products sold on the french market

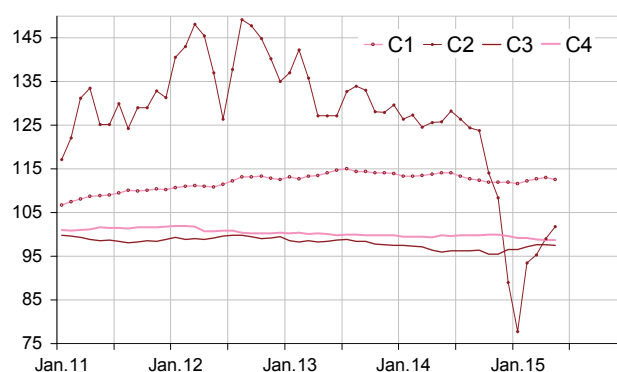
Base and reference year:2010



Source: INSEE

Import price indices of manufactured products

Base and reference year:2010



Source: INSEE

Revision of each index at total industry level

Revision of the monthly change (in %)

	Feb.15 / Jan.15	Mar.15 / Feb.15	Apr.15 / Mar.15
French producer prices in industry sold on:			
- the French market	+0.2	+0.1	//
- the foreign markets	+0.3 ⁽¹⁾	+0.2	//
- all markets	+0.2	+0.1	//
Import prices of industrial products	//	//	+0.2

(1) Reading note: the change of the index between February and January 2015 has been revised by 0.3 point: published last month equal at 0.9%, it has been updated to 1.2%, due to a revision of the price series for refined petroleum products.

For more information about French PPI:

Producer and import price indices of industrial products are regulated by the European Regulation n°1165/98. They are annually chain-linked Laspeyres indices, with reference year 2010.

The French producer prices of industrial products sold on the French market presented here are "basic prices" in the sense of the national accounts, measuring the income of the producer (excluding VAT and taxes on products, and before deduction of any subsidies on the products). However market price series (including non deductible taxes on the products subsidies deducted) are also available notably for the purpose of contract escalation on BDM website : <http://www.bdm.insee.fr/>.

Prices of imports and exports are converted into Euros and therefore include exchange effects. All imports and exports are taken into consideration, whether they are intra-group or not.

- Complementary data (backseries. methodology. webpages) can be accessed on: <http://www.insee.fr/fr/themes/info-rapide.asp?id=25>
- Historical data are available on the BDM : [G1430](#), [G1436](#), [G1427](#), [G1439](#) (respectively producer price indices on French market, on foreign markets, on all markets and import price indices).
- Follow us on Twitter @InseeFr_News: https://twitter.com/InseeFr_News
- Contact: bureau-de-presse@insee.fr

Next publication : 31 07 2015 at 8.45 a.m.