

Informations Rapides



30 novembre 2012 - n° 296 **CONJONCTURE**

Services Producer Price Indices – Second quarter of 2012

Services Producer Price Indices : Contrasting price movements in the third quarter of 2012

In the third quarter of 2012, services prices fell slightly, most notably for professional, scientific and technical services.

- Information and communication**

Trends deflected

The downward trend of prices for telecommunications (-1.1 % year-over-year) stopped in the second quarter of 2012. On the other hand, prices for edition fell slightly this quarter (-0.3 %), but they increased by 2.1 % year-over-year. Regarding prices for information services, they increased this quarter (+0.7 %) but fell year-over-year by 1.9 %.

- Real estate services**

Stability confirmed

Altogether, real estate services prices were stable again this quarter, as over the year. Real estate agencies prices kept declining, contrary to prices for real estate management services which continued to rise.

- Administrative and support services**

Different price movements

Prices for employment services fell for the first time since 2010 : -1.0 % this quarter but +1.6 % year-over-year. Prices for security and services to buildings and landscape kept increasing (+2.7 % and +2.3 % year-over-year). Prices for rental of motor vehicles have been decreasing since the 4th quarter of 2011 (-0.3 % this quarter), but rose by 1.1 % year-over-year.

Services Producer Price Indices : French market

Divisions and groups in CPA rev. 2, 2008		Weights (M €)	Indices Q3* 2012	Changes in %	
				Q/ Q-1	Q/ Q-4
38.1 & 38.2 ⁽⁶⁾	Waste collection, treatment and disposal	21 252	102	0.2	1.7
53.20 ⁽¹⁾	Other postal and courier services	555	98.1	-1.4	-1.9
Information and communication					
58 ⁽⁸⁾	Publishing services	24 985	103.5	-0.3	2.1
61 ⁽⁴⁾	Telecommunications	12 650	83.7	0.0	-1.1
62 ⁽¹⁾	Computer programming, consultancy and related services	45 118	102.3	-0.4	-0.6
63 ⁽⁸⁾	Information services	10 204	98.6	0.7	-1.9
Real estate services					
68.3 ⁽⁸⁾	Real estate services on a fee or contract basis	11 632	103.5	0.0	0.2
Professional, scientific and technical services					
69 ⁽⁸⁾	Legal and accounting services	32 514	102.8	0.0	0.8
70.2 ⁽¹⁾	Management consulting	22 565	103.5	-0.9	-0.6
71 ⁽²⁾	Architectural and engineering services; technical testing and analysis services	49 881	108.1	-1.5	-0.5
73 ⁽³⁾	Advertising and market research	19 960	95.6	-0.2	-0.5
Administrative and support services					
77.1 ⁽⁵⁾	Rental of motor vehicles	8 121	108.8	-0.3	1.1
77.3 ⁽⁸⁾	Rental of other machinery, equipment and tangible goods	18 064	103.2	0.4	0.9
78 ⁽⁷⁾	Employment services	28 623	105.3	-1.0	1.6
80 ⁽¹⁾	Security	6 581	115.7	0.3	2.7
81 ⁽⁷⁾	Services to buildings and landscape	19 826	102.6	0.6	2.3
82.20 ⁽⁵⁾	Call centres	4 864	102.8	0.4	-1.2

u : unavailable s : statistical secret

(1) : 2005 = 100 - (2) : Q4 2005 = 100 - (3) : Q1 2006 = 100 -

(4) : Q1 2007 = 100 - (5) : Q1 2008 = 100 - (6) : Q1 2009 = 100 - (7) :

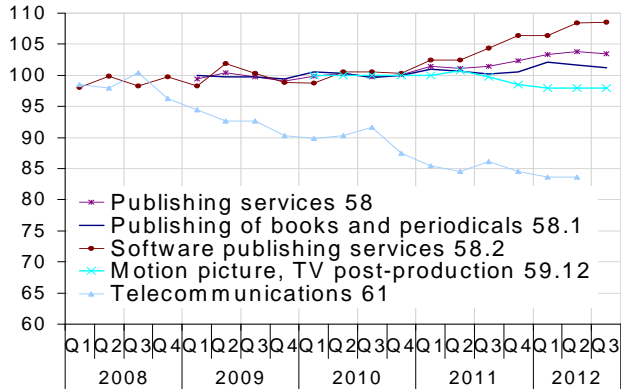
Q1 2010 = 100 - (8) : 2010 = 100

*: Telecommunications prices are known with one quarter delay.

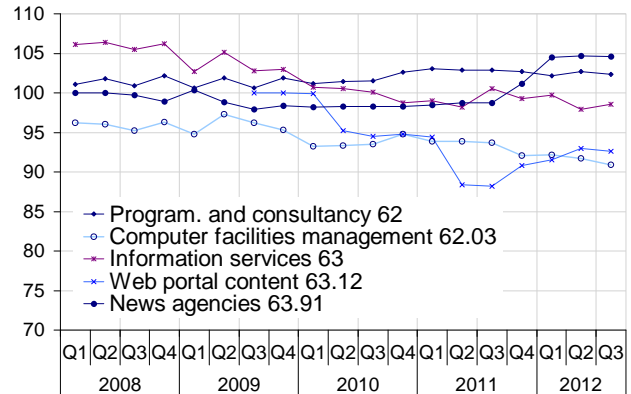
Source : INSEE. "Observation des prix de l'industrie et des services aux entreprises" survey

[A new series is published](#) : Computer programming services 62.01

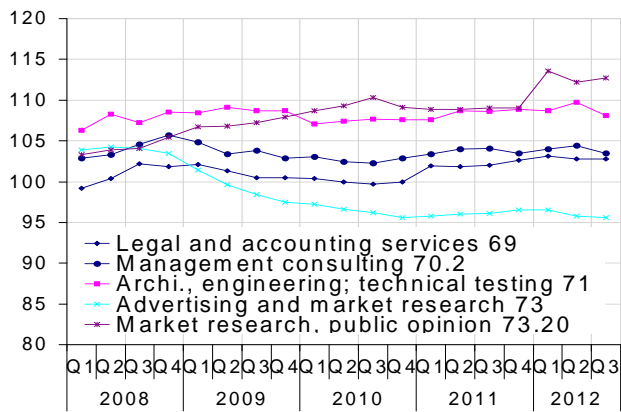
Publishing and telecommunications



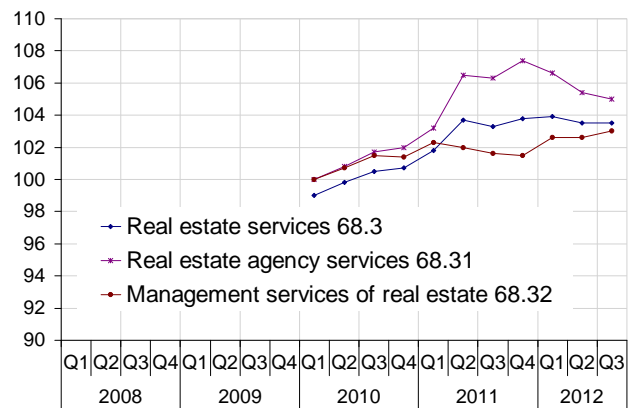
Computer programming and information



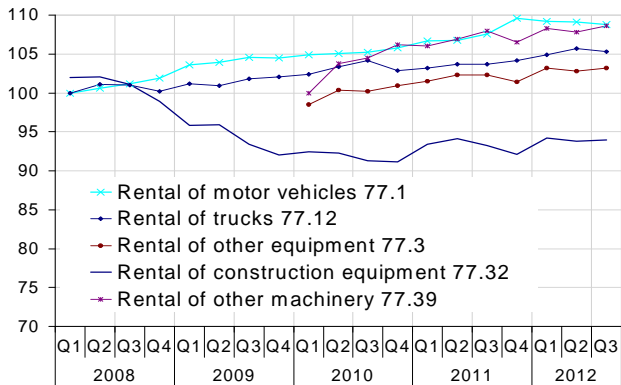
Professional, scientific and technical services



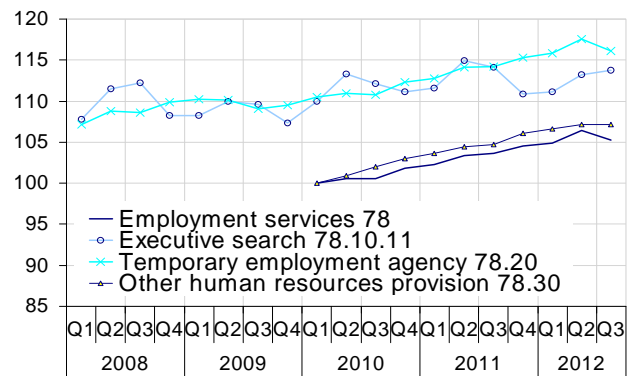
Real estate



Rental and leasing services



Employment services



To know more about French S-PPI :

The services producer price indices measures changes in levels of prices **excluding VAT**, for a range of services provided by French enterprises to other French enterprises (B to B), according to the European regulation n° 1165/98. The indices are published in reference 100 = 2005, but the coverage of this survey keeps on increasing ; the series created more recently (aggregates particularly) are published in reference 100 = the quarter of their creation, or in reference 100 = 2010 in anticipation of the next change of reference (in the first quarter of 2013).

- Complementary data (backseries, methodology, webpages...) can be accessed on : <http://www.insee.fr/en/themes/info-rapide.asp?id=100>
- Historical data are available on the BDM : [G1099](#)
- Press contact : bureau-de-presse@insee.fr

Next publication : 28 02 2013 at 12.00 a.m.