

Informations *Rapides*

30 septembre 2011 - n°237



CONJONCTURE

Main Indicators

■ Producer and Import Price Indices in industry – July-August 2011

Petroleum products prices increased in July, but fell in August

• Producer price indices in French industry

FRENCH MARKET: 0.0 % in August, after +0.5 % in July

In August, French producer prices in industry on the French market were unchanged, after an increase (+0.5 %) in July. These movements were mainly due to changes in petroleum products prices, while other prices were mostly unchanged.

The petroleum products prices fell again

Petroleum products prices fell (-2.2%) in August ; they had increased in July (+2.5 %), following two successive decreases in May and June (-4.6% and -2.1%, respectively). The decline of petroleum products prices in May followed a modest but continuous rise since September 2010.

Food products prices were mostly unchanged ...

In August and July, food products prices were unchanged. In August the increase in meat prices (+1.2% for processed and preserved meat products) were offset by falls in dairy products prices (-0.6 % for ice cream products) and beverage prices (-1.2 % for wine products).

... while prices of electrical and electronic equipments, computers and machinery increased...

In August, prices of electrical and electronic equipments, computers and machinery rose by 0.6 %, most notably prices of electronic components and cards (+1.0%), driven by the rise of raw material prices.

... and prices of "other manufactured products" were stable

Other manufactured products prices were stable (0.0% and +0.3%, respectively in July and August).

FOREIGN MARKETS: -0.3% August, after 0.0% in July

Producer prices of French industrial products sold on foreign markets were unchanged in July, but fell in August (-0.3%). The seasonal and sensible decrease of electricity prices contributed to these movements, hindered by the increase of petroleum products prices in July.

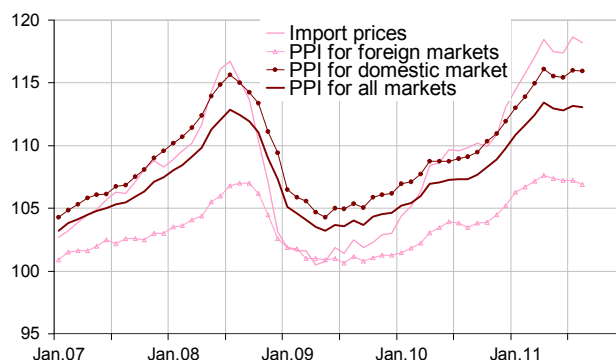
ALL MARKETS: -0.1% in August, after +0.3% in July

On all markets, producer prices of French industrial products were almost stable (-0.1 %), after an increase in July (+0.3 %). The year-over-year increase was 5.4% in August.

• Import prices indices of industrial products: -0.4 % in August, after +1.1 % in July

The decline in imported industrial products prices in August (-0.4 %) followed a modest increase in July (+1.1%). However, the decline in August was offset by a rise in chemical products and wood-paper products prices.

Total Industry price indices



Source : INSEE

French Producer Price Indices in industry according to the market where the products are sold:

base and reference year: 2005

Levels A 10 and A 17 in CPF rev. 2, 2008	Weight	Aug.11	Change in %	
			In 1 month	In 1 year
French market				
BE:TOTAL INDUSTRY	1000	116,0	0,0	6,3
(DE) Mining and quarrying, energy, water	130	129,2	0,0	6,7
CZ: Manufactured prod.	870	114,0	0,0	6,2
(C1) Food products, beverages, tobacco	188	110,4	0,0	6,8
(C2) Coke and refined petroleum products	70	150,4	-2,2	27,0
(C3) Electrical & electronic equip., computers, mach.	92	110,3	0,6	1,4
(C4) Transport equipment	79	106,3	0,3	2,2
(C5) Other man. products	441	111,8	0,3	4,0
Foreign markets				
BE:TOTAL INDUSTRY	1000	106,9	-0,3	3,3
CZ: Manufactured prod.	s	106,7	-0,1	3,4
(C1) Food products, beverages, tobacco	82	117,5	0,2	7,6
(C2) Coke and refined petroleum products	25	197,9	-3,8	22,8
(C3) Electrical & electronic equip., computers, mach.	202	96,4	0,0	1,0
(C4) Transport equipment	211	100,1	0,1	0,1
(C5) Other man. products	s	107,3	0,0	3,3
All markets				
BE:TOTAL INDUSTRY	1000	113,1	-0,1	5,4
CZ: Manufactured prod.	s	111,5	-0,1	5,2
(C1) Food products, beverages, tobacco	154	111,6	0,1	6,9
(C2) Coke and refined petroleum products	56	157,1	-2,5	26,2
(C3) Electrical & electronic equip., computers, mach.	127	103,3	0,3	1,2
(C4) Transport equipment	121	102,9	0,2	1,0
(C5) Other man. products	s	110,4	0,2	3,8

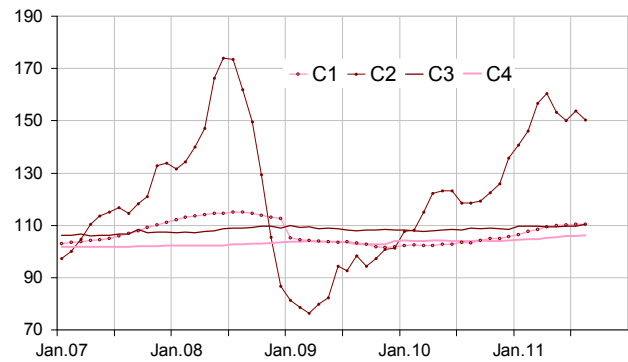
Import prices of industrial products

base and reference year: 2005

Levels A 10 and A 17 of nomenclature CPF rev. 2, 2008	Weight	Aug.11	Change en %	
			In 1 month	In 1 year
BE:TOTAL INDUSTRY	1000	118,2	-0,4	7,6
CZ: Manufactured prod.	s	109,5	0,1	4,5
(C1) Food products, beverages, tobacco	69	126,0	0,2	8,9
(C2) Coke and refined petroleum products	41	151,8	-4,5	24,2
(C3) Electrical & electronic equip., computers, mach.	210	93,4	0,0	-1,6
(C4) Transport equipment	133	101,3	-0,3	0,8
(C5) Other manufactured products	s	113,2	0,9	5,3

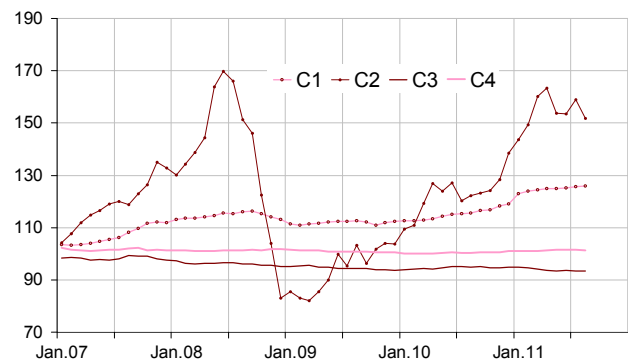
r: updated ; nd: non available ; s : confidential

Producer price indices of manufactured products sold on the french market



Source : INSEE

Import price indices of manufactured products



Source : INSEE

Revision of each index at total industry level

Revision of the monthly change (in %)

	May 11 / Apr.11	Jun.11 / May 11
French producer prices in industry sold on:		
- the French market	//	//
- the foreign markets	//	-0,1 ⁽¹⁾
- all markets	//	//
Import prices of industrial products	//	//

(1) Reading note: the evolution of the index between Jun.11 and Jul.11 published last month was equal to -0,1 %. It is updated to -0,2 %; that is to say a revision of -0,1 %.

To know more about French PPI:

- French producer price indices of industrial products sold on the French market are measured at basic prices (excluding VAT and taxes on products. and before deduction of any subsidies on the products). base and reference 100 in 2005. in accordance with European Regulation n°1165/98. However. purchaser price series (including non deductible taxes on the products. subsidies deducted) are also available. notably for the purpose of contract escalation. on BDM website : <http://www.bdm.insee.fr/>. which has replaced since December 2010 Indices Pro website : <http://indicespro.insee.fr>. For this purpose. linking coefficients between former and new series are provided on the new website. as on the old one.
- French producer price indices of industrial products sold on the foreign markets are converted into Euros and therefore include exchange rate effects. All exports are taken into consideration. whether they are intra-group or not.
- By combination of these two indices. French producer price indices on all markets are obtained.
- Import prices of industrial products are measured as much as possible according to the "CIF" concept (cost of insurance and freight included). i.e. valued at the French border. They are converted into Euros and therefore include exchange effects. All imports are taken into consideration. whether they are intra-group or not.
 - Complementary data (backseries. methodology. webpages) can be accessed on: <http://www.insee.fr/fr/themes/info-rapide.asp?id=25>
 - Historical data are available on the BDM : [G966](#). [G970](#). [G973](#). [G976](#) (respectively producer price indices on French market. on foreign market. on all markets and import price indices).
 - Contact: bureau-de-presse@insee.fr

Next publication: 31 10 2011 at 8.45 a.m.