

Informations *Rapides*



31 octobre 2012 - n° 272 **CONJONCTURE**

Main Indicators

■ Producer and Import Price Indices in industry – September 2012

Decrease in import prices, increase in food prices

• **Producer price indices in French industry**

FRENCH MARKET: +0.3 % in September

In September, French producer prices in industry increased slightly (+0.3 %), following a strong rise in August (+1.3 %). Prices for coke and refined petroleum products levelled off (+0.1 %), while they were leading the whole industry in July and August ; prices for other products advanced at a similar rate as in August, most notably food products.

Prices for refined petroleum products leveled off...

Prices for refined petroleum products stalled in September (+0.1 %), following rises of +5.8 % and +7.7 % in July and August, respectively. The price for Brent crude sourced from the North Sea stalled strongly in dollar terms (+0.9 % following +9.9 %) and dropped in euro terms (-2.8 %), due to the appreciation of the euro. Kerosene was the only refined product whose price increased.

...while food prices continued to advance.

Food prices rose again in September (+0.9 % following +0.8 % in August). Prices for meat products were strong for the second straight month (+1.8 % following +2.0 %). Prices for processed meat (+3.2 % following +3.1 %) and poultry meat (+1.0 % following +1.2 %) increased significantly, in a context of sharp rises in swine and cereals prices.

Prices for "other manufactured products" increased overall

The overall rise in prices for "other manufactured products" (+0.3 %) includes seasonal price increases in the clothing industry (+1.8 %) due to the new winter collections, and significant increases in prices for chemical products (+1.5 %).

FOREIGN MARKETS: +0.1 % in September

Producer prices of French industrial products sold on foreign markets were steady in September (+0.1 % following +0.5 % in August). Not including kerosene - which is not taken into account for the export - prices for refined petroleum products fell (-2.0 %). The advances in prices for food products and "other manufactured products" were very moderate.

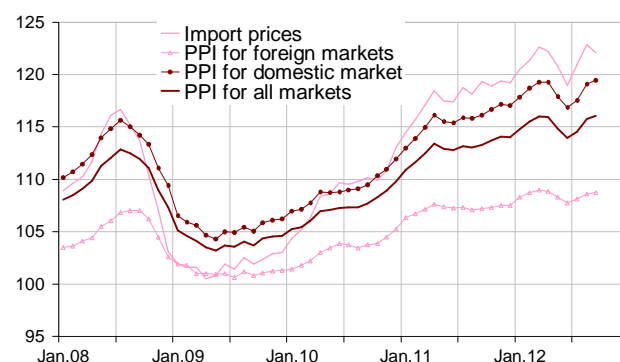
ALL MARKETS: +0.3 % in September

On all markets, producer prices of French industrial products rose by +0.3 %. Year-over-year the rise was +2.4 %, led by the increase in prices for refined petroleum products (+14.1 %) and - to a lesser extent - food products (+3.6 %).

• **Import prices indices of industrial products : -0.6 % in September**

In September, prices for imported industrial products dropped (-0.6 %), mainly due to the movements in crude and refined oil prices. Except for chemical products (+2.1 %), prices fell overall.

Total Industry price indices



Source : Insee

French Producer Price Indices in industry according to the market where the products are sold:

base and reference year: 2005

| Levels A 10 and A 17 in CPF rev. 2, 2008 | Weight | Sep.12 | Change in % | |
|--|--------|--------|---------------|--------------|
| | | | In 1 month | In 1 year |
| French market | | | | |
| BE:TOTAL INDUSTRY | 1000 | 119.5 | 0.3 | 2.9 |
| (DE) Mining and quarrying, energy, water | 130 | 136.7 | 0.3 | 5.4 |
| CZ: Manufactured prod. | 870 | 116.9 | 0.3 | 2.4 |
| (C1) Food products, beverages, tobacco | 188 | 114.7 | 0.9 | 4.0 |
| (C2) Coke and refined petroleum products | 70 | 174.8 | 0.1 | 13.4 |
| (C3) Electrical & electronic equip., computers, mach. | 92 | 111.6 | 0.0 | 0.9 |
| (C4) Transport equipment | 79 | 106.3 | -0.1 | 0.6 |
| (C5) Other man. products | 441 | 111.7 | 0.3 | 0.0 |
| Foreign markets | | | | |
| BE:TOTAL INDUSTRY | 1000 | 108.8 | 0.1 | 1.5 |
| CZ: Manufactured prod. | s | 108.3 | 0.1 | 1.3 |
| (C1) Food products, beverages, tobacco | 82 | 119.0 | 0.3 | 1.7 |
| (C2) Coke and refined petroleum products | 25 | 237.6 | -2.0 | 17.6 |
| (C3) Electrical & electronic equip., computers, mach. | 202 | 97.3 | 0.1 | 0.4 |
| (C4) Transport equipment | 211 | 101.8 | 0.3 | 1.6 |
| (C5) Other man. products | s | 107.3 | 0.1 | -0.1 |
| All markets | | | | |
| BE:TOTAL INDUSTRY | 1000 | 116.1 | 0.3 | 2.4 |
| CZ: Manufactured prod. | s | 113.9 | 0.2 | 2.1 |
| (C1) Food products, beverages, tobacco | 154 | 115.4 | 0.8 | 3.6 |
| (C2) Coke and refined petroleum products | 56 | 183.6 | -0.3 | 14.1 |
| (C3) Electrical & electronic equip., computers, mach. | 127 | 104.3 | 0.0 | 0.7 |
| (C4) Transport equipment | 121 | 103.8 | 0.1 | 1.2 |
| (C5) Other man. products | s | 110.3 | 0.2 | 0.0 |

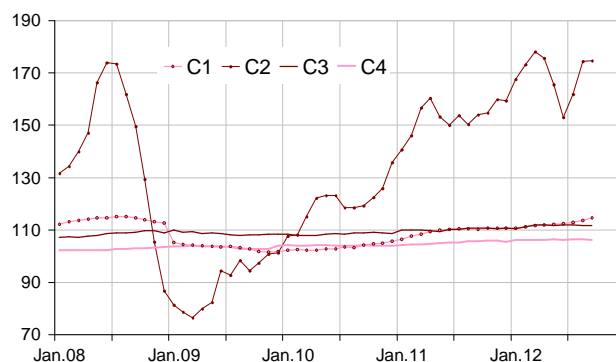
Import prices of industrial products

base and reference year: 2005

| Levels A 10 and A 17 of nomenclature CPF rev. 2, 2008 | Weight | Sep.12 | Change en % | |
|---|-------------|--------------|-------------|------------|
| | | | In 1 month | In 1 year |
| BE:TOTAL INDUSTRY | 1000 | 122.1 | -0.6 | 2.3 |
| CZ: Manufactured prod. | s | 111.5 | -0.1 | 1.6 |
| (C1) Food products, beverages, tobacco | 69 | 131.2 | -0.1 | 4.0 |
| (C2) Coke and refined petroleum products | 41 | 180.5 | -0.6 | 14.3 |
| (C3) Electrical & electronic equip., computers, mach. | 210 | 94.3 | -0.4 | 1.2 |
| (C4) Transport equipment | 133 | 100.3 | -0.2 | -1.2 |
| (C5) Other manufactured products | s | 113.6 | 0.2 | 0.5 |

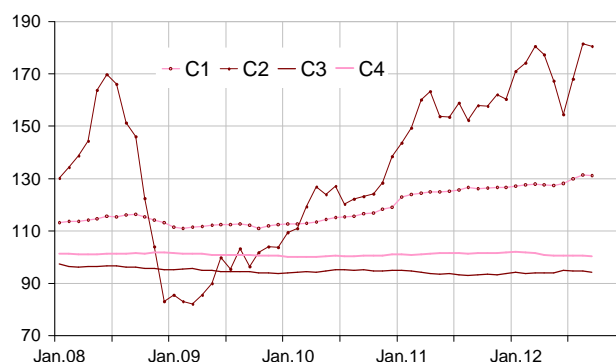
r: updated ; nd: non available ; s : confidential

Producer price indices of manufactured products sold on the french market



Source : Insee

Import price indices of manufactured products



Source : Insee

Revision of each index at total industry level

Revision of the monthly change (in %)

| | Jun.12 / May 12 | Jul.12 / Jun.12 | Aug.12 / Jul.12 |
|--|-----------------|-----------------|-----------------|
| French producer prices in industry sold on: | | | |
| - the French market | // | +0.2 | +0.1(1) |
| - the foreign markets | // | +0.1 | // |
| - all markets | // | +0.1 | +0.1 |
| Import prices of industrial products | +0.1 | -0.1 | // |

(1) Reading note: the evolution of the index between May 2012 and Jun.2012 published last month was equal to 1.2 %. It is updated to 1.3 % ; that is to say a revision of +0.1 %.

To know more about French PPI:

- French producer price indices of industrial products sold on the French market are measured at basic prices (excluding VAT and taxes on products, and before deduction of any subsidies on the products), base and reference 100 in 2005, in accordance with European Regulation n°1165/98. However, purchaser price series (including non deductible taxes on the products, subsidies deducted) are also available, notably for the purpose of contract escalation, on BDM website : <http://www.bdm.insee.fr/>.
- French producer price indices of industrial products sold on the foreign markets are converted into Euros and therefore include exchange rate effects. All exports are taken into consideration, whether they are intra-group or not.
- By combination of these two indices, French producer price indices on all markets are obtained.
- Import prices of industrial products are measured as much as possible according to the "CIF" concept (cost of insurance and freight included), i.e. valued at the French border. They are converted into Euros and therefore include exchange effects. All imports are taken into consideration, whether they are intra-group or not.
- Complementary data (backseries, methodology, webpages) can be accessed on: <http://www.insee.fr/fr/themes/info-rapide.asp?id=25>
- Historical data are available on the BDM : [G966](#), [G970](#), [G973](#), [G976](#) (respectively producer price indices on French market, on foreign market, on all markets and import price indices).
- Contact: bureau-de-presse@insee.fr

Next publication: 30 11 2012 at 8.45 a.m.