

# Informations *Rapides*



23 décembre 2011 - n° 314 **CONJONCTURE**

**Main Indicators**

## ■ Producer and Import Price Indices in industry – November 2011

### **Stability in manufactured products prices, except for energy**

#### • **Producer price indices in French industry**

##### **FRENCH MARKET: +0.4 % in November**

In November, French producer prices in industry increased by 0.4 %, following +0.5 % in October. Manufactured products (including refined petroleum products), and mining and energy prices, increased by 0.4 % and 0.5 %, respectively. Except for refined petroleum products and electricity, French producer prices in industry were unchanged.

##### **Prices of refined petroleum products rose again in November ...**

In a context of higher Brent crude (sourced from the North Sea) prices, heightened by the euro depreciation against the US dollar (+3.3 % in euro, +2.2 % in US dollar), prices of refined petroleum products increased by 3.4 % in November (+0.4 % in October).

Electricity prices recorded a seasonal increase for the third consecutive month (+0.6 % in November, following +4.3 % and +0.6 % in October and September, respectively).

##### **... while “other manufactured products” and food prices were unchanged .**

The stabilization of “other manufactured products” prices (-0.1 %) is attributable to very moderate price increases, notably in repair and installation services (+0.2 %), and to a slight decline in chemical products, and basic metals and metal products prices (-0.3 % and -0.4 %, respectively), linked to the movement of raw material prices (nickel, aluminium, hydrocarbons, ... )

Food prices were unchanged (+0.1 %, following +0.3 % in October). This movement is attributable to seasonal and significant increases in meat prices (+2.5 % for processed and preserved meat) and a decline in prepared animal feeds (-1.5 %), linked to the decline in cereal prices.

##### **FOREIGN MARKETS: + 0.2 % in November**

Producer prices of French industrial products sold on foreign markets increased slightly by 0.2 %, following +0.1 % in October. Overall, prices of manufactured products were unchanged : the significant increase in refined petroleum products prices (+3.6 %) was offset by a decline in “other manufactured products” prices (-0.4 %), most notably basic metals (-1.2 %), linked to the nickel price.

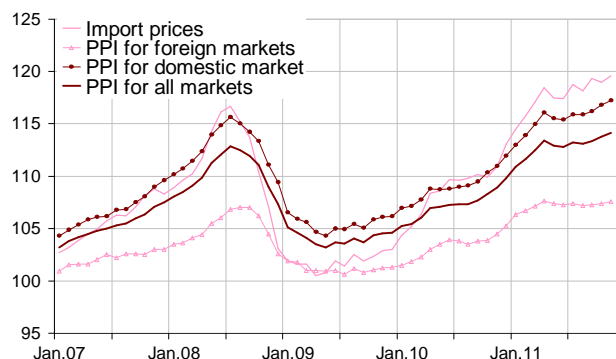
##### **ALL MARKETS: +0.3 % in November**

On all markets, producer prices of French industrial products increased by 0.3 %, following +0.4 % in October. The year-over-year increase was +4.8 % in November, after + 5.1 % in October .

#### • **Import prices indices of industrial products: +0.5 % in November**

Imported industrial products prices increased by 0.5 %, following a decline in October (-0.3 %). These higher import prices were mainly attributable to an increase in crude oil and petroleum products prices, while the other manufactured products prices declined.

##### **Total Industry price indices**



Source : INSEE

## French Producer Price Indices in industry according to the market where the products are sold:

base and reference year: 2005

Levels A 10 and A 17 in CPF rev. 2, 2008	Weight	Nov.11	Change in %	
			In 1 month	In 1 year
French market				
BE:TOTAL INDUSTRY	1000	117,2	0,4	5,6
(DE) Mining and quarrying, energy, water	130	135,0	0,5	7,5
CZ: Manufactured prod.	870	114,6	0,4	5,3
(C1) Food products, beverages, tobacco	188	110,7	0,1	5,4
(C2) Coke and refined petroleum products	70	160,0	3,4	27,1
(C3) Electrical & electronic equip., computers, mach.	92	110,7	0,0	1,9
(C4) Transport equipment	79	107,0	0,1	2,8
(C5) Other man. products	441	111,1	-0,1	2,4
Foreign markets				
BE:TOTAL INDUSTRY	1000	107,6	0,2	2,9
CZ: Manufactured prod.	s	106,9	0,0	2,9
(C1) Food products, beverages, tobacco	82	117,7	0,0	5,9
(C2) Coke and refined petroleum products	25	209,4	3,6	25,2
(C3) Electrical & electronic equip., computers, mach.	202	97,4	0,2	1,8
(C4) Transport equipment	211	100,2	0,1	0,5
(C5) Other man. products	s	106,7	-0,4	1,9
All markets				
BE:TOTAL INDUSTRY	1000	114,2	0,3	4,8
CZ: Manufactured prod.	s	111,9	0,3	4,5
(C1) Food products, beverages, tobacco	154	111,9	0,1	5,5
(C2) Coke and refined petroleum products	56	166,9	3,5	26,8
(C3) Electrical & electronic equip., computers, mach.	127	104,0	0,1	1,8
(C4) Transport equipment	121	103,2	0,1	1,5
(C5) Other man. products	s	109,7	-0,2	2,3

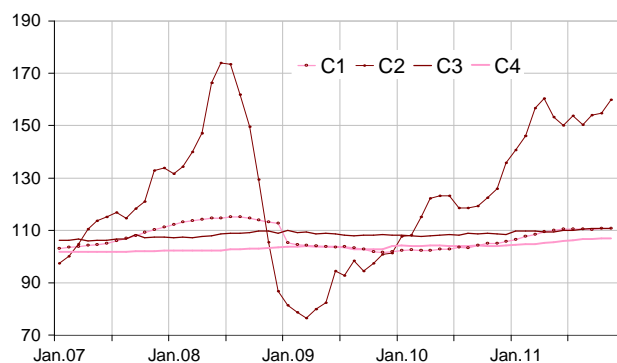
## Import prices of industrial products

base and reference year: 2005

Levels A 10 and A 17 of nomenclature CPF rev. 2, 2008	Weight	Nov.11	Change en %	
			In 1 month	In 1 year
<b>BE:TOTAL INDUSTRY</b>	<b>1000</b>	<b>119,6</b>	<b>0,5</b>	<b>7,9</b>
CZ: Manufactured prod.	s	109,6	0,1	3,9
(C1) Food products, beverages, tobacco	69	126,8	0,4	7,2
(C2) Coke and refined petroleum products	41	161,9	2,7	26,1
(C3) Electrical & electronic equip., computers, mach.	210	93,2	-0,2	-1,6
(C4) Transport equipment	133	101,5	-0,1	0,9
(C5) Other manufactured products	s	112,3	-0,1	3,9

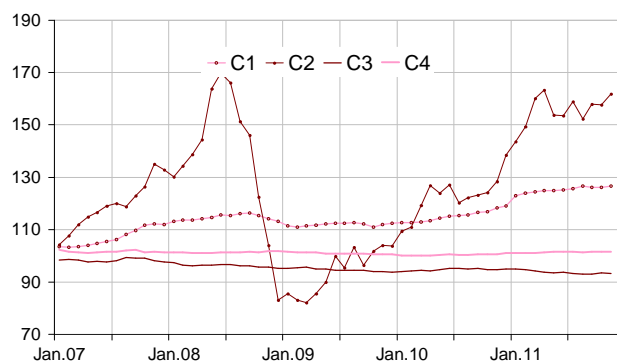
r: updated ; nd: non available ; s : confidential

## Producer price indices of manufactured products sold on the french market



Source : INSEE

## Import price indices of manufactured products



Source : INSEE

## Revision of each index at total industry level

Revision of the monthly change (in %)

	Aug.11 / Jul.11	Sep.11 / Aug.11	Oct.11 / Sep.11
<b>French producer prices in industry sold on:</b>			
- the French market	//	//	//
- the foreign markets	//	//	+0,1 <sup>(1)</sup>
- all markets	//	//	//
<b>Import prices of industrial products</b>	//	//	-0,1

(1) Reading note: the evolution of the index between Sep.11 and Oct.11 published last month was equal to 0 %. It is updated to +0,1 %; that is to say a revision of +0,1 %.

## To know more about French PPI:

- French producer price indices of industrial products sold on the French market are measured at basic prices (excluding VAT and taxes on products, and before deduction of any subsidies on the products), base and reference 100 in 2005, in accordance with European Regulation n°165/98. However, purchaser price series (including non deductible taxes on the products, subsidies deducted) are also available, notably for the purpose of contract escalation, on BDM website : <http://www.bdm.insee.fr/>, which has replaced since December 2010 Indices Pro website : <http://indicespro.insee.fr>. For this purpose, linking coefficients between former and new series are provided on the new website, as on the old one.
- French producer price indices of industrial products sold on the foreign markets are converted into Euros and therefore include exchange rate effects. All exports are taken into consideration, whether they are intra-group or not.
- By combination of these two indices, French producer price indices on all markets are obtained.
- Import prices of industrial products are measured as much as possible according to the "CIF" concept (cost of insurance and freight included), i.e. valued at the French border. They are converted into Euros and therefore include exchange effects. All imports are taken into consideration, whether they are intra-group or not.
- Complementary data (backseries, methodology, webpages) can be accessed on: <http://www.insee.fr/fr/themes/info-rapide.asp?id=25>
- Historical data are available on the BDM : [G966](#), [G970](#), [G973](#), [G976](#) (respectively producer price indices on French market, on foreign market, on all markets and import price indices).
- Contact: [bureau-de-presse@insee.fr](mailto:bureau-de-presse@insee.fr)

Next publication: 31 01 2012 at 8.45 a.m.