

Informations *Rapides*



novembre 2011 - n° nnn **CONJONCTURE**

■ Services Producer Price Indices – Third quarter of 2011

Services Producer Price Indices : stability in the third quarter 2011

In the third quarter 2011, B to B services prices were unchanged. Prices of telecommunications services continued to fall (during the 2nd quarter). By contrast, prices of legal activities and landscape services increased again.

• Information and communication

Continuous decline in telecoms prices, increase in software publishing prices

Prices of telecommunications services fell in the third quarter (-1.1 %), and year-over-year (-6.3 %), according to their trend. By contrast, prices of software publishing rose by 1 % in the third quarter (+3.3 % year-over-year), pursuing a trend started in 2010. Prices of other information and communication services were unchanged.

• Professional, scientific and technical services

Legal services prices moved up

Prices of legal services were the only ones to move significantly (+1.9 % in a quarter, +3 % year-over-year). They had recorded a marked decline between the third quarter 2008 and the third quarter 2010.

• Administrative and support services

Decline in the rental of construction equipments prices, increase in landscape services prices

Rental of construction equipment prices fell again in the third quarter 2011 (-0,6%). By contrast, prices of services to buildings and landscape moved up again (+0.9%), most notably those of landscape services (+2%).

Three new series are published (reference 100 for 1st quarter of 2010) :

78 - Employment services

81 - Services to buildings and landscape

81.10 - Combined facilities support services

Services Producer Price Indices: French market

CPA rev. 2 - Base 2005=100 except opposite indication in footnote		Weights (M €)	Indices Q3* 2011	Changes in %	
				Q/ Q-1	Q/ Q-4
38.1 & 38.2 ⁽¹⁾	Waste collection, treatment and disposal	21 252	100.6	0.8	-1.0
53.20	Other postal and cou- rier services	555	100.0	0.0	0.8
Information and communication					
58.1 ⁽¹⁾	Publishing of books and periodicals	15 313	100.5	-0.1	0.9
58.29	Software publishing	6 336	106.4	1.0	3.3
61 ⁽²⁾	Telecommunications	12 650	84.6*	-1.1	-6.3
62.01 & 62.02	Computer programming and consultancy	39 983	103.9	-0.1	1.4
62.03	Computer facilities management	5 135	93.7	-0.2	0.2
63.91 ⁽³⁾	News agencies	725	98.7	0.0	0.4
Professional, scientific and technical services					
69.10 ⁽⁴⁾	Legal services	19 168	111.4	1.9	3.0
69.20	Accounting, tax consult- ing	13 346	109.7	-0.2	2.6
70.2	Management consulting	22 565	103.8	-0.2	1.5
71.1 ⁽⁵⁾	Architectural, engineer- ing	44 420	110.9	0.0	1.0
71.20	Technical testing and analysis	5 461	97.7	0.0	0.2
73 ⁽⁴⁾	Advertising and market research	19 960	96.0	0.0	-0.2
Administrative and support services					
77.1	Rental of motor vehi- cles	8 121	106.6	-0.2	1.3
77.32	Rental of construction equipment	8 465	93.5	-0.6	2.4
77.39 ⁽⁶⁾	Rental of other machin- ery,	7 023	107.6	0.7	3.0
78 ⁽⁶⁾	Employment services	28 623	103.4	0.0	2.8
80.1 & 80.2	Security	6 581	112.6	0.4	1.6
81 ⁽⁶⁾	Services to buildings and landscape	19 826	100.2	0.9	0.7
82.20 ⁽³⁾	Call centre	4 864	104.0	0.7	1.6

u : unavailable s : statistical secret

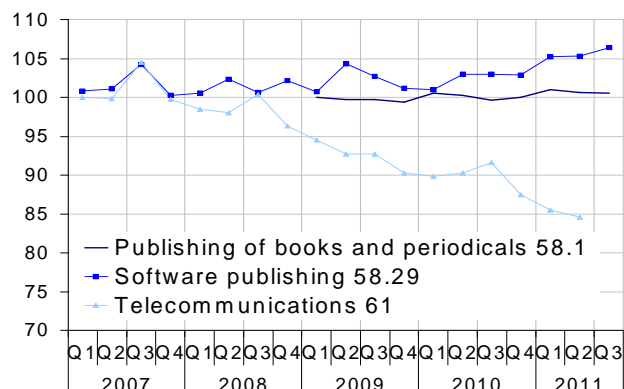
(1) : T1 2009 = 100 - (2) : T1 2007 = 100 - (3) : T1 2008 = 100 -

(4) : T1 2006 = 100 - (5) : T4 2005 = 100 - (6) : T1 2010 = 100

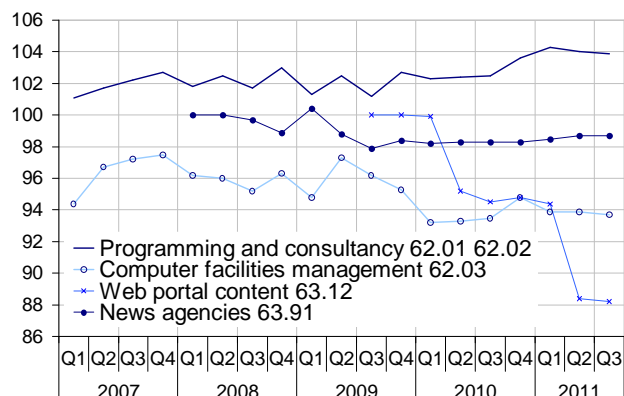
*: Telecommunications prices are known with one quarter delay.

Source : INSEE, "Observation des prix de l'industrie et des services aux entreprises" survey

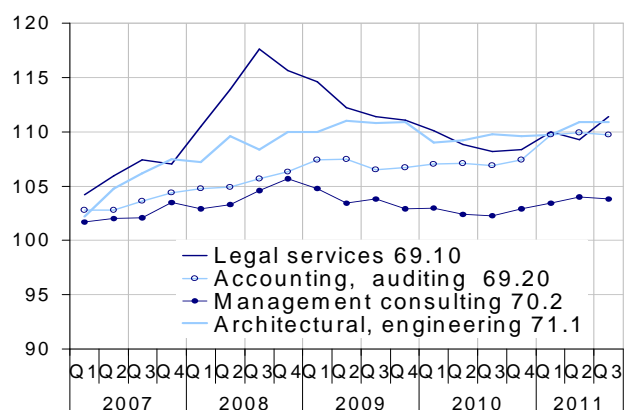
Publishing and telecommunications



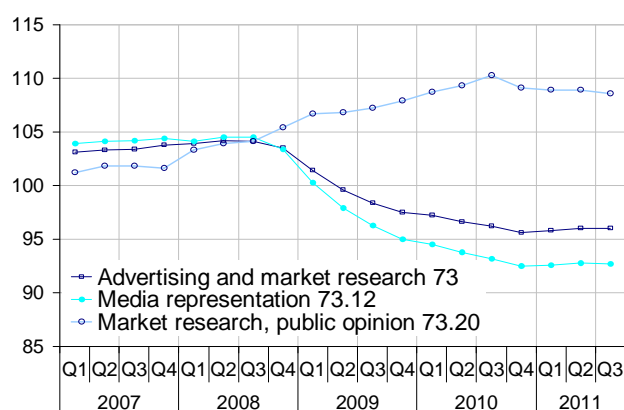
Computer programming and information



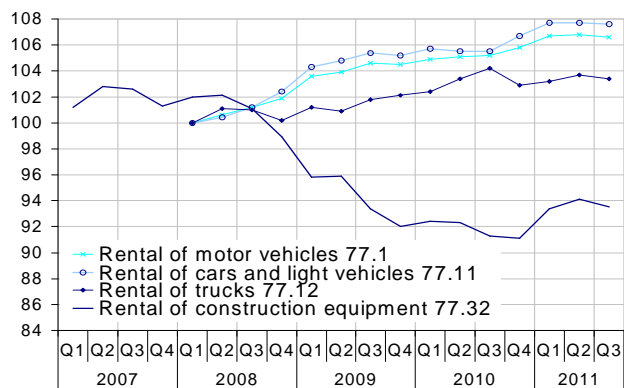
Professional, scientific and technical services



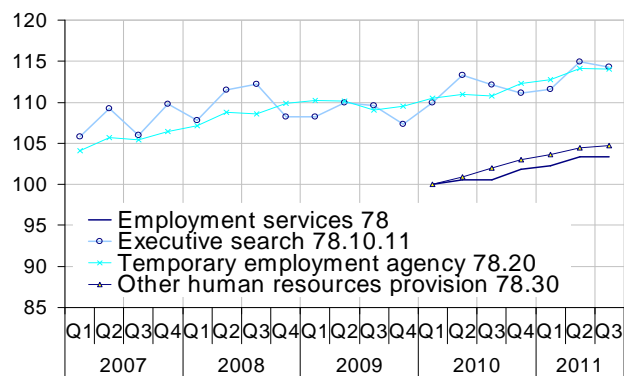
Advertising and market studies



Rental and leasing services



Employment services



To know more about French S-PPI :

The services producer price indices measures changes in levels of prices **excluding VAT**, for a range of services provided by French enterprises to other French enterprises (B to B), according to the European regulation n°1165/98. The indices are compiled to base 2005=100 except for the more recent series.

- Complementary data (backseries, methodology, webpages...) can be accessed on : <http://www.insee.fr/en/themes/info-rapide.asp?id=100>
- Find all public data in form of historical series on the BDM : [G1099](#)
- Press contact : bureau-de-presse@insee.fr

Next publication : 27 02 2012 at 12.00 a.m.