

Informations *Rapides*



31 janvier 2012 - n° 33 **CONJONCTURE**

Main Indicators

■ Producer and Import Price Indices in industry – December 2011

Producer prices unchanged on all markets

• Producer price indices in French industry

FRENCH MARKET: -0.1 % in December

In December, French producer prices in industry were unchanged (-0.1 % following +0.4 % in November, and +0.5 % in October). Except for electrical, computer and electronic equipment and machinery, French producer prices in industry fell in a context of lower raw material and petroleum products prices.

Prices of refined petroleum products fell slightly (-0.4 %, +17.5 % over the year) ...

Brent crude (sourced from the North Sea) prices fell by 2.4 % in dollar terms, but rose slightly by 0.6 % in euro terms as a result of the euro depreciation. Refined petroleum products prices moved down (-0.4 %) in December, following a 3.4 % increase in November. This monthly drop is the first recorded since September.

Prices of "other manufactured products" and food prices were unchanged (-0.1 % for both, respectively +2.3 % et +4.6 % over the year).

Prices of basic metals, rubber products, wood and paper products fell (-0.3 % for basic metals, -0.7 % for paper products) in correlation with lower raw material prices (pulp, rubber, aluminium) while textiles prices increased (+0.9 %) as a result of the release of the new collections.

Food prices were unchanged for the second successive month ; preserved meat and meat products prices were unchanged while cocoa prices (-3.4 %) and prepared animal feeds prices (-0.8 %) declined in correlation with lower raw material prices (cocoa, cereals).

FOREIGN MARKETS: +0.1 % in December

Producer prices of French industrial products sold on foreign markets were unchanged : +0.1 %, following +0.2 % in November. However, this overall movement is attributable to a decline in electricity prices and in refined petroleum products prices, while prices of other manufactured products increased slightly in euro terms in a context of the euro depreciation against the US dollar.

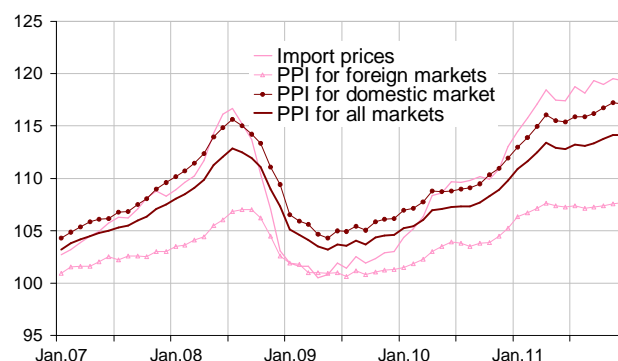
ALL MARKETS: +0.0 % in December

On all markets, producer prices of French industrial products were unchanged. Over the year 2011, the increase reached +4.0 %, particularly marked for refined petroleum products (+17.5 %), and notable for food products (+4.7 %).

• Import prices indices of industrial products : -0.2 % in December

Imported industrial products prices declined (-0.2 %), following +0.5 % in November. This quasi-stability of import prices is attributable to a decline in basic metals and chemical products prices due to lower raw material prices (zinc, aluminium, crude petroleum), to a seasonal effect for textiles, and lastly, to the exchange rate movements.

Total Industry price indices



Source : Insee

French Producer Price Indices in industry according to the market where the products are sold:

base and reference year: 2005

Levels A 10 and A 17 in CPF rev. 2, 2008	Weight	Dec.11	Change in %	
			In 1 month	In 1 year
French market				
BE:TOTAL INDUSTRY	1000	117,1	-0,1	4,7
(DE) Mining and quarrying, energy, water	130	135,1	-0,1	6,9
CZ: Manufactured prod.	870	114,4	-0,1	4,3
(C1) Food products, beverages, tobacco	188	110,6	-0,1	4,6
(C2) Coke and refined petroleum products	70	159,4	-0,4	17,5
(C3) Electrical & electronic equip., computers, mach.	92	110,7	0,3	2,1
(C4) Transport equipment	79	106,9	-0,2	2,5
(C5) Other man. products	441	111,0	-0,1	2,3
Foreign markets				
BE:TOTAL INDUSTRY	1000	107,7	0,1	2,4
CZ: Manufactured prod.	s	107,1	0,2	2,6
(C1) Food products, beverages, tobacco	82	118,0	0,3	5,4
(C2) Coke and refined petroleum products	25	209,6	-0,2	17,6
(C3) Electrical & electronic equip., computers, mach.	202	97,5	0,3	1,6
(C4) Transport equipment	211	100,2	0,0	0,4
(C5) Other man. products	s	107,0	0,2	2,0
All markets				
BE:TOTAL INDUSTRY	1000	114,1	0,0	4,0
CZ: Manufactured prod.	s	111,9	0,0	3,7
(C1) Food products, beverages, tobacco	154	111,9	0,0	4,7
(C2) Coke and refined petroleum products	56	166,4	-0,4	17,5
(C3) Electrical & electronic equip., computers, mach.	127	104,0	0,3	1,9
(C4) Transport equipment	121	103,2	-0,1	1,4
(C5) Other man. products	s	109,7	0,0	2,2

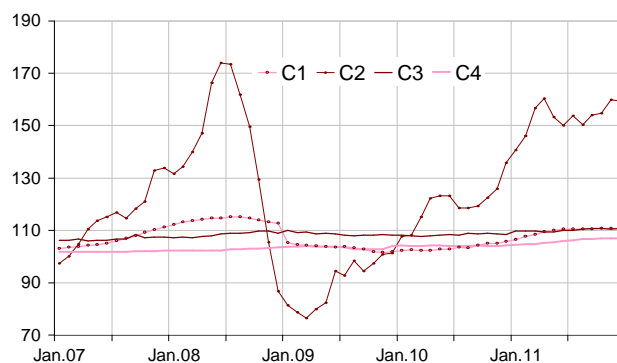
Import prices of industrial products

base and reference year: 2005

Levels A 10 and A 17 of nomenclature CPF rev. 2, 2008	Weight	Dec.11	Change en %	
			In 1 month	In 1 year
BE:TOTAL INDUSTRY	1000	119,3	-0,2	5,5
CZ: Manufactured prod.	s	109,2	-0,2	2,5
(C1) Food products, beverages, tobacco	69	126,6	-0,2	6,2
(C2) Coke and refined petroleum products	41	160,2	-1,1	15,7
(C3) Electrical & electronic equip., computers, mach.	210	93,8	0,6	-1,2
(C4) Transport equipment	133	101,8	0,2	0,8
(C5) Other manufactured products	s	111,4	-0,6	2,4

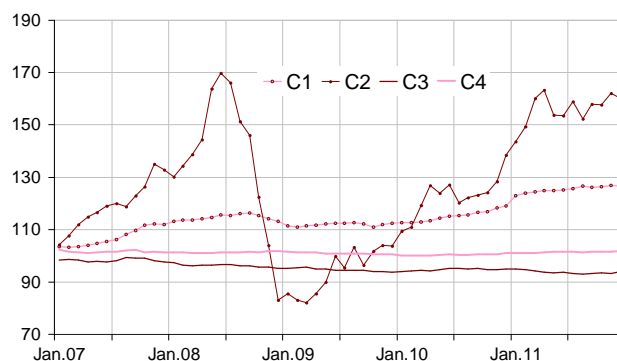
r: updated ; nd: non available ; s : confidential

Producer price indices of manufactured products sold on the french market



Source : Insee

Import price indices of manufactured products



Source : Insee

Revision of each index at total industry level

Revision of the monthly change (in %)

	Sep.11 / Aug.11	Oct.11 / Sep.11	Nov.11 / Oct.11
French producer prices in industry sold on:			
- the French market	//	//	//
- the foreign markets	//	//	//
- all markets	//	//	//
Import prices of industrial products	//	//	//

The evolution of the index published in the end of december hasn't been updated significantly during this January calculations.

To know more about French PPI:

- French producer price indices of industrial products sold on the French market are measured at basic prices (excluding VAT and taxes on products, and before deduction of any subsidies on the products), base and reference 100 in 2005, in accordance with European Regulation n°165/98. However, purchaser price series (including non deductible taxes on the products, subsidies deducted) are also available, notably for the purpose of contract escalation, on BDM website : <http://www.bdm.insee.fr/>.
- French producer price indices of industrial products sold on the foreign markets are converted into Euros and therefore include exchange rate effects. All exports are taken into consideration, whether they are intra-group or not.
- By combination of these two indices, French producer price indices on all markets are obtained.
- Import prices of industrial products are measured as much as possible according to the "CIF" concept (cost of insurance and freight included), i.e. valued at the French border. They are converted into Euros and therefore include exchange effects. All imports are taken into consideration, whether they are intra-group or not.
- Complementary data (backseries, methodology, webpages) can be accessed on: <http://www.insee.fr/fr/themes/info-rapide.asp?id=25>
- Historical data are available on the BDM : [G966](#), [G970](#), [G973](#), [G976](#) (respectively producer price indices on French market, on foreign market, on all markets and import price indices).
- Contact: bureau-de-presse@insee.fr

Next publication: 27 02 2012 at 8.45 a.m.