

# Informations *Rapides*



31 juillet 2012 - n° 193 **CONJONCTURE**  
Main Indicators

## ■ Producer and Import Price Indices in industry – June 2012

### Significant drop in import prices and in prices on all markets

#### • Producer price indices in French industry

##### FRENCH MARKET: -0.9 % in June

In June, French producer prices in industry fell significantly again (-0.9 % following -1.0 % in May). The drop in prices for refined petroleum products (-7.7 % following -5.3 %) was sharper than last month, as prices for "other manufactured products" (-0.6 % following -0.1 %).

##### *The decline in prices for refined petroleum products was sharper...*

Prices for refined petroleum products moved down markedly for the second consecutive month (-5.3 %), following the same movement as the price for Brent crude sourced from the North Sea, whose fall in June was stronger than last month, in both dollar terms (-13.5 % following -7.6 % in May) and euro terms (-11.8 % following -4.9 % in May). The acceleration of the decline in prices for refined petroleum products was particularly strong for diesel oil (-6.7 % following -4.0 % in May) and heating oil (-7.3 %, following -4.7 % in May).

##### *... as prices for "other manufactured products"*

Prices for "other manufactured products" fell (-0.6 %), following two months of almost no change (-0.1 %). This movement is mainly attributable to a decline in prices for chemical products (-2.8 %), most notably for basic organic products (-8.4 %) made from refined petroleum products.

##### *Food prices rose slightly*

Food prices rose slightly, as in May (+0.3 %, following +0.2 %). Meat prices increased significantly (+2.3 %), in a context of higher prices for bovine animals and swine, while prices for dairy products were stable and prices for beverages fell (-0.4 %), due to a decline in prices for wine (-0.6 %) and for mineral waters and soft drinks (-0.3 %).

#### FOREIGN MARKETS: -0.5 % in June

Producer prices of French industrial products sold on foreign markets moved down in June, as in May (-0.5 %). Prices for refined petroleum products fell again (-7.1 % following -7.5 %), while prices for "other manufactured products" declined (-0.3 %), most notably for chemical products (-1.0 %).

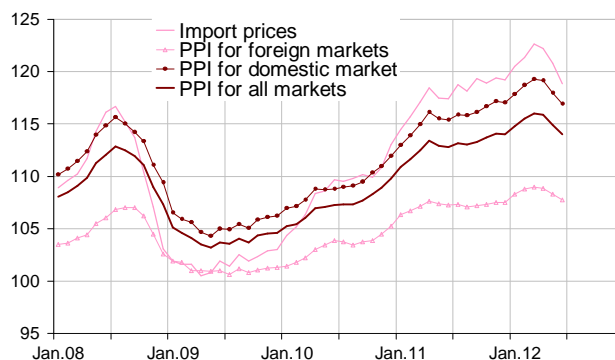
#### ALL MARKETS: -0.8 % in June

On all markets, producer prices of French industrial products fell by -0.8 %. Year-over-year, the rise was +1.1 % only for the "total industry". Prices for "other manufactured products" reached exactly the same level as the year before (+0.0 %), while prices for refined petroleum products were still a bit higher (+3.1 % compared to June 2011, that is the same price level as in July 2011).

#### • Import prices indices of industrial products : -1.6 % in June

In June, prices for imported industrial products continued to drop (-1.6 %, following -1.2 %) due to a significant fall in buying prices for oil and refined petroleum products, which weigh more heavily on import prices than on French producer prices. The rise in food prices is attributable to the sugar price trend.

Total Industry price indices



Source : Insee

## French Producer Price Indices in industry according to the market where the products are sold:

base and reference year: 2005

Levels A 10 and A 17 in CPF rev. 2, 2008	Weight	Jun.12	Change in %	
			In 1 month	In 1 year
<b>French market</b>				
<b>BE:TOTAL INDUSTRY</b>	<b>1000</b>	<b>116.9</b>	<b>-0.9</b>	<b>1.3</b>
(DE) Mining and quarrying, energy, water	130	132.0	0.0	4.0
<b>CZ: Manufactured prod.</b>	<b>870</b>	<b>114.7</b>	<b>-1.1</b>	<b>0.9</b>
(C1) Food products, beverages, tobacco	188	112.5	0.3	2.0
(C2) Coke and refined petroleum products	70	153.7	-7.7	2.4
(C3) Electrical & electronic equip., computers, mach.	92	112.1	0.2	1.8
(C4) Transport equipment	79	106.3	-0.1	1.1
(C5) Other man. products	441	111.4	-0.6	-0.1
<b>Foreign markets</b>				
<b>BE:TOTAL INDUSTRY</b>	<b>1000</b>	<b>107.8</b>	<b>-0.5</b>	<b>0.5</b>
<b>CZ: Manufactured prod.</b>	<b>s</b>	<b>107.5</b>	<b>-0.4</b>	<b>0.8</b>
(C1) Food products, beverages, tobacco	82	117.8	-0.1	0.4
(C2) Coke and refined petroleum products	25	212.2	-7.1	6.1
(C3) Electrical & electronic equip., computers, mach.	202	97.0	0.4	0.3
(C4) Transport equipment	211	101.1	0.1	1.1
(C5) Other man. products	s	107.6	-0.3	0.4
<b>All markets</b>				
<b>BE:TOTAL INDUSTRY</b>	<b>1000</b>	<b>114.0</b>	<b>-0.8</b>	<b>1.1</b>
<b>CZ: Manufactured prod.</b>	<b>s</b>	<b>112.2</b>	<b>-0.9</b>	<b>0.9</b>
(C1) Food products, beverages, tobacco	154	113.4	0.2	1.7
(C2) Coke and refined petroleum products	56	161.9	-7.6	3.1
(C3) Electrical & electronic equip., computers, mach.	127	104.4	0.3	1.1
(C4) Transport equipment	121	103.5	0.0	1.1
(C5) Other man. products	s	110.2	-0.5	0.0

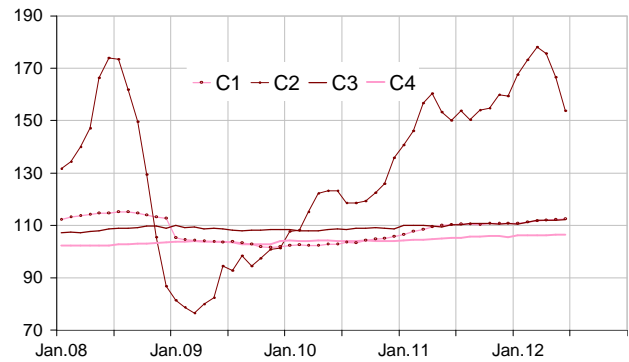
## Import prices of industrial products

base and reference year: 2005

Levels A 10 and A 17 of nomenclature CPF rev. 2, 2008	Weight	Jun.12	Change en %	
			In 1 month	In 1 year
<b>BE:TOTAL INDUSTRY</b>	<b>1000</b>	<b>118.9</b>	<b>-1.6</b>	<b>1.2</b>
<b>CZ: Manufactured prod.</b>	<b>s</b>	<b>109.9</b>	<b>-0.6</b>	<b>0.8</b>
(C1) Food products, beverages, tobacco	69	128.1	0.6	2.4
(C2) Coke and refined petroleum products	41	154.6	-7.6	0.7
(C3) Electrical & electronic equip., computers, mach.	210	94.1	0.1	0.6
(C4) Transport equipment	133	100.6	0.0	-0.9
(C5) Other manufactured products	s	113.2	-0.2	1.1

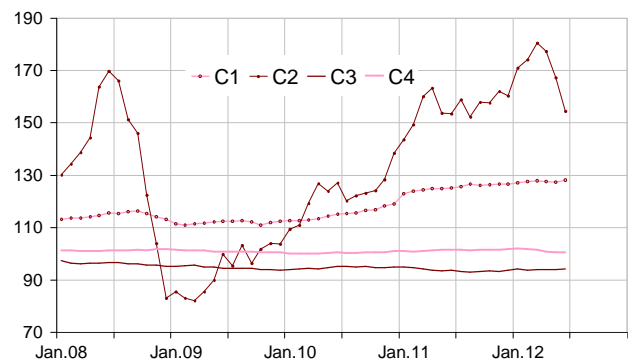
r: updated ; nd: non available ; s : confidential

## Producer price indices of manufactured products sold on the french market



Source : Insee

## Import price indices of manufactured products



Source : Insee

## Revision of each index at total industry level

Revision of the monthly change (in %)

	Mar.12 / Feb.12	Apr.12 / Mar.12	May 12 / Apr.12
<b>French producer prices in industry sold on:</b>			
- the French market	//	-0.1	//
- the foreign markets	//	+0.1	+0.1 <sup>(1)</sup>
- all markets	//	//	+0.1
<b>Import prices of industrial products</b>	//	//	//

(1) Reading note: the evolution of the index between Apr.12 and May 12 published last month was equal to -0.6 %. It is updated to -0.5 %; that is to say a revision of +0.1 %.

## To know more about French PPI:

- French producer price indices of industrial products sold on the French market are measured at basic prices (excluding VAT and taxes on products, and before deduction of any subsidies on the products), base and reference 100 in 2005, in accordance with European Regulation n°165/98. However, purchaser price series (including non deductible taxes on the products, subsidies deducted) are also available, notably for the purpose of contract escalation, on BDM website : <http://www.bdm.insee.fr/>.
- French producer price indices of industrial products sold on the foreign markets are converted into Euros and therefore include exchange rate effects. All exports are taken into consideration, whether they are intra-group or not.
- By combination of these two indices, French producer price indices on all markets are obtained.
- Import prices of industrial products are measured as much as possible according to the "CIF" concept (cost of insurance and freight included), i.e. valued at the French border. They are converted into Euros and therefore include exchange effects. All imports are taken into consideration, whether they are intra-group or not.
- Complementary data (backseries, methodology, webpages) can be accessed on: <http://www.insee.fr/fr/themes/info-rapide.asp?id=25>
- Historical data are available on the BDM : [G966](#), [G970](#), [G973](#), [G976](#) (respectively producer price indices on French market, on foreign market, on all markets and import price indices).
- Contact: [bureau-de-presse@insee.fr](mailto:bureau-de-presse@insee.fr)

Next publication: 28 09 2012 at 8.45 a.m.