

Informations *Rapides*



27 avril 2012 - n° 112 **CONJONCTURE**

Main Indicators

■ Producer and Import Price Indices in industry – March 2012

VERSION PUBLISHED ON 27 APRIL 2011 AT 12.30 P.M., AFTER CORRECTION

Both producer prices and import prices rose again

• Producer price indices in French industry

FRENCH MARKET: +0.5 % in March

In March, French producer prices in industry rose for the third consecutive month, at a similar rate of 0.5 %, following +0.7 % and +0.6 % in January and February, respectively. As in February, most of this increase can be attributed to higher prices for refined petroleum products, combined with a seasonal increase in food prices and a moderate rise in “other manufactured products” prices (+0.2 %).

Prices for refined petroleum products rose again

Prices for refined petroleum products rose by 2.8 % (following +3.4 % in February and +5.1 % in January), consistently with the price for Brent crude (sourced from the North Sea), which had been rising since January: the price per barrel increased by 5.3 % in dollar terms in March (+5.5 % in euro terms), and by 15.2 % in dollar terms over the last three months (+14.7 % in euro terms).

Food prices moved up significantly

The rise in food prices (+0.4 %, following +0.5 % in February) was mostly attributable to a seasonal increase in meat prices after the January sales, and was most notable for processed and preserved meat prices (+1.6 %). Price for prepared animal feeds moved up (+1.0 % for farm animals) in a context of higher cereals prices.

FOREIGN MARKETS: + 0.3 % in March

Producer prices of French industrial products sold on foreign markets increased by 0.3 % in March, as in February. This rise was also mainly attributable to higher prices for refined petroleum products.

ALL MARKETS: +0.4 % in March

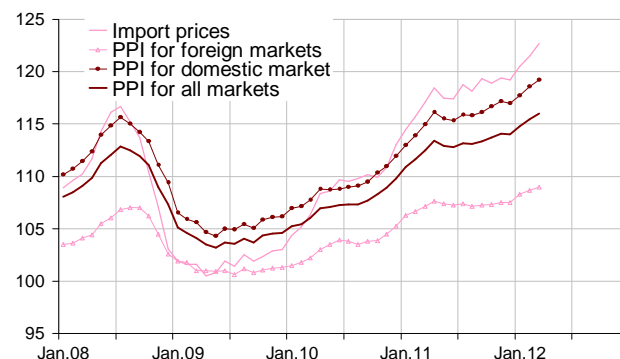
In all markets, producer prices of French industrial products increased by 0.4 %, +3.1 % year-over-year.

• Import prices indices of industrial products : +1.0 % in March

Imported industrial products prices rose significantly in March (+1.0 %), as in February and January (+0.8 % and +1.1 %, respectively), in a context of significant rises in oil prices and raw material prices.

February price indices have been markedly revised upwards, due to a correction of a mistake in the answer of an enterprise for petroleum products (*cf.* table “Revision of each index at total industry level” next page).

Total Industry price indices



Source : Insee

French Producer Price Indices in industry according to the market where the products are sold:

base and reference year: 2005

Levels A 10 and A 17 in CPF rev. 2, 2008	Weight	Mar.12	Change in %	
			In 1 month	In 1 year
French market				
BE:TOTAL INDUSTRY	1000	119.2	0.5	3.7
(DE) Mining and quarrying, energy, water	130	136.2	0.2	7.4
CZ: Manufactured prod.	870	116.7	0.6	3.1
(C1) Food products, beverages, tobacco	188	111.7	0.4	3.0
(C2) Coke and refined petroleum products	70	178.1	2.8	13.6
(C3) Electrical & electronic equip., computers, mach.	92	110.6	0.3	0.8
(C4) Transport equipment	79	106.2	0.0	1.7
(C5) Other man. products	441	112.2	0.2	1.4
Foreign markets				
BE:TOTAL INDUSTRY	1000	109.0	0.3	1.7
CZ: Manufactured prod.	s	108.4	0.3	1.8
(C1) Food products, beverages, tobacco	82	118.0	0.0	1.9
(C2) Coke and refined petroleum products	25	247.3	4.9	20.0
(C3) Electrical & electronic equip., computers, mach.	202	97.8	-0.2	0.8
(C4) Transport equipment	211	100.7	0.0	1.0
(C5) Other man. products	s	107.5	0.1	0.7
All markets				
BE:TOTAL INDUSTRY	1000	116.0	0.4	3.1
CZ: Manufactured prod.	s	113.8	0.5	2.6
(C1) Food products, beverages, tobacco	154	112.8	0.3	2.8
(C2) Coke and refined petroleum products	56	187.8	3.2	14.7
(C3) Electrical & electronic equip., computers, mach.	127	104.2	0.1	0.8
(C4) Transport equipment	121	103.2	0.0	1.3
(C5) Other man. products	s	110.6	0.2	1.2

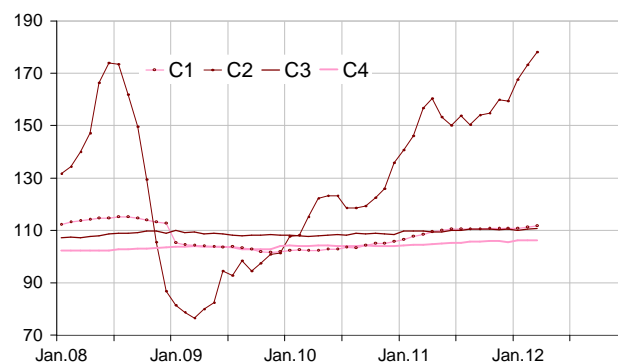
Import prices of industrial products

base and reference year: 2005

Levels A 10 and A 17 of nomenclature CPF rev. 2, 2008	Weight	Mar.12	Change en %	
			In 1 month	In 1 year
BE:TOTAL INDUSTRY	1000	122.7	1.0	4.8
CZ: Manufactured prod.	s	111.0	0.4	2.2
(C1) Food products, beverages, tobacco	69	128.3	0.5	3.1
(C2) Coke and refined petroleum products	41	180.9	3.8	12.9
(C3) Electrical & electronic equip., computers, mach.	210	94.0	0.1	-0.2
(C4) Transport equipment	133	101.5	-0.3	0.4
(C5) Other manufactured products	s	112.8	0.2	2.0

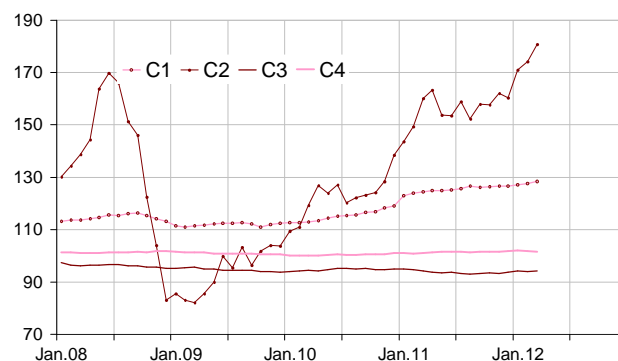
r: updated ; nd: non available ; s : confidential

Producer price indices of manufactured products sold on the french market



Source : Insee

Import price indices of manufactured products



Source : Insee

Revision of each index at total industry level

Revision of the monthly change (in %)

	Dec.11 / Nov.11	Jan.12 / Dec.11	Feb.12 / Jan.12
French producer prices in industry sold on:			
- the French market	//	-0.1	-0.1
- the foreign markets	-0.2	//	-0.2
- all markets	-0.1	//	-0.1
Import prices of industrial products	//	//	+1.3 ⁽¹⁾

(1) Reading note: the evolution of the index between Jan.12 and Feb.12 published last month was equal to -0.5 %. It is updated to 0,8 %; that is to say a revision of +1.3 %.

To know more about French PPI:

- French producer price indices of industrial products sold on the French market are measured at basic prices (excluding VAT and taxes on products. and before deduction of any subsidies on the products). base and reference 100 in 2005. in accordance with European Regulation n°165/98. However. purchaser price series (including non deductible taxes on the products. subsidies deducted) are also available. notably for the purpose of contract escalation. on BDM website : <http://www.bdm.insee.fr/>.
- French producer price indices of industrial products sold on the foreign markets are converted into Euros and therefore include exchange rate effects. All exports are taken into consideration. whether they are intra-group or not.
- By combination of these two indices. French producer price indices on all markets are obtained.
- Import prices of industrial products are measured as much as possible according to the "CIF" concept (cost of insurance and freight included). i.e. valued at the French border. They are converted into Euros and therefore include exchange effects. All imports are taken into consideration. whether they are intra-group or not.
- Complementary data (backseries. methodology. webpages) can be accessed on: <http://www.insee.fr/fr/themes/info-rapide.asp?id=25>
- Historical data are available on the BDM : [G966](#). [G970](#). [G973](#). [G976](#) (respectively producer price indices on French market. on foreign market. on all markets and import price indices).
- Contact: bureau-de-presse@insee.fr

Next publication: 31 05 2012 at 8.45 a.m.