

Informations *Rapides*

30 avril 2013 - n° 105
Main Indicators



■ Producer and Import Price Indices in industry – March 2013

Decline in petroleum products prices

• Producer price indices in French industry

FRENCH MARKET: +0.0 % in March

In March, French producer prices in industry were unchanged, following two months of rise in January and February (+0.7 % and +0.5 %, respectively). The significant drop in prices for refined petroleum products was offset by a rise in energy prices and food prices.

Prices for refined petroleum products dipped...

Prices for refined petroleum fell in March (-3.9 %), following two months of rise (+1.7 % and +3.7 % in January and February, respectively). The price for Brent crude sourced from the North Sea plunged in March (-5.8 % in dollar terms, -2.9 % in euro terms).

... other energy prices increased again...

Prices for electricity, gas, steam and air conditioning advanced (+0.9 %) for the third straight month in a row, while prices for water and waste management services rebounded (+1 % following -0.1 %).

... food prices rose moderately....

Food prices moved up again (+0.4 %), following a halt in February (+0.1 %). All products prices increased, in a more significant way for prices for processed meats (+1,7 %) driven up by Easter celebrations, and for wines (+1.5 %).

... and prices for "other manufactured products" were stable on the whole

Prices for "other manufactured products" were stable on the whole (-0.1 %). The fall in prices for chemical products (-0.6 %) and pharmaceutical products (-1,5 %), in line with the movements of raw material prices, was offset by the seasonal rise in prices for repair and installation services of machinery (+0.6 %).

FOREIGN MARKETS: +0.2 % in March

Producer prices of French industrial products sold on foreign markets were steady in March (+0.2 %), as in January and February (+0.2 %). The sharp decline in prices for refined petroleum products (-4.5 %) was balanced by the significant rise in electricity prices driven up by a late cold wave.

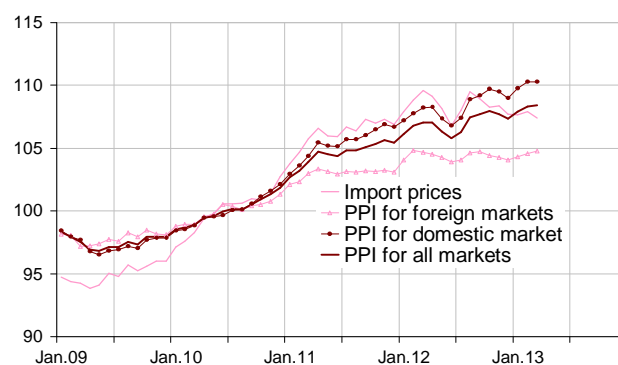
ALL MARKETS: +0.1 % in March

On all markets, prices were stable in March. On the whole they moved up by 1.3 % year-over-year, with a significant rise in food prices (+3.8 %) and a decline of refined petroleum products prices (-9.3 %).

• Import price indices of industrial products: -0,5 % in March

Purchaser's prices for imported industrial products moved down significantly in March (-0.5 %), following two months of stability (+0.0 % et +0.2 % in January and February, respectively). This movement can be mainly traced to the drop in oil prices. The sharp rise in prices for electricity and "other manufactured products" (+0.4 %), notably textile (+1.5 %) and pharmaceutical products (+1.4 %), affected smaller volumes.

Total Industry price indices



Source : INSEE

French Producer Price Indices in industry according to the market where the products are sold:

base and reference year: 2010

Levels A 10 and A 17 in CPF rev. 2, 2008	Weight	Mar.13	Change in %	
			In 1 month	In 1 year
French market				
BE:TOTAL INDUSTRY	1000	110.3	0.0	1.9
(DE) Mining and quarrying, energy, water	234	118.6	0.9	7.9
CZ: Manufactured prod.	766	107.9	-0.3	0.1
(C1) Food products, beverages, tobacco	209	111.9	0.4	4.1
(C2) Coke and refined petroleum products	52	136.7	-3.9	-7.9
(C3) Electrical & electronic equip., computers, mach.	51	102.4	-0.2	-0.2
(C4) Transport equipment	72	103.0	0.1	0.0
(C5) Other man. products	382	104.0	-0.1	-0.4
Foreign markets				
BE:TOTAL INDUSTRY	1000	104.8	0.2	0.1
CZ: Manufactured prod.	984	104.7	0.2	-0.1
(C1) Food products, beverages, tobacco	97	110.5	0.7	2.7
(C2) Coke and refined petroleum products	37	132.2	-4.5	-12.9
(C3) Electrical & electronic equip., computers, mach.	191	99.7	0.8	-0.9
(C4) Transport equipment	256	104.8	0.8	2.2
(C5) Other man. products	402	103.4	0.0	-0.1
All markets				
BE:TOTAL INDUSTRY	1000	108.4	0.1	1.3
CZ: Manufactured prod.	840	106.7	-0.1	0.0
(C1) Food products, beverages, tobacco	171	111.6	0.5	3.8
(C2) Coke and refined petroleum products	47	135.5	-4.1	-9.3
(C3) Electrical & electronic equip., computers, mach.	99	100.6	0.5	-0.6
(C4) Transport equipment	134	104.1	0.5	1.4
(C5) Other man. products	389	103.8	-0.1	-0.3

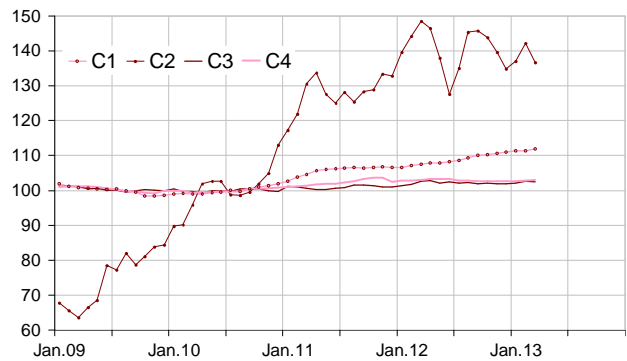
Import prices of industrial products

base and reference year: 2010

Levels A 10 and A 17 of nomenclature CPF rev. 2, 2008	Weight	Mar.13	Change en %	
			In 1 month	In 1 year
BE:TOTAL INDUSTRY	1000	107.4	-0.5	-2.0
CZ: Manufactured prod.	s	104.7	-0.2	-1.1
(C1) Food products, beverages, tobacco	70	113.5	0.4	2.0
(C2) Coke and refined petroleum products	49	136.0	-4.4	-8.2
(C3) Electrical & electronic equip., computers, mach.	219	98.0	-0.3	-1.0
(C4) Transport equipment	146	100.5	0.0	-1.2
(C5) Other manufactured products	s	105.0	0.4	-0.6

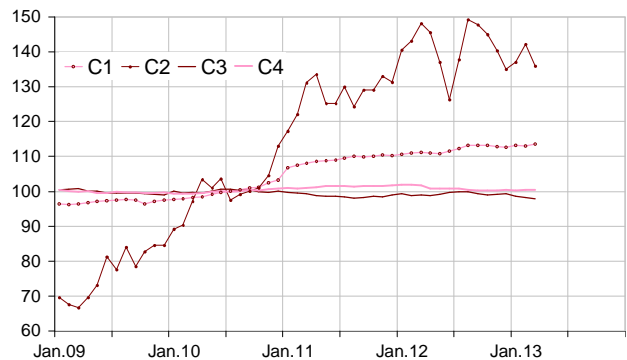
r: updated ; nd: non available ; s : confidential

Producer price indices of manufactured products sold on the french market



Source : INSEE

Import price indices of manufactured products



Source : INSEE

Revision of each index at total industry level

Revision of the monthly change (in %)

	Dec.12 / Nov.12	Jan.13 / Dec.12	Feb.13 / Jan.13
French producer prices in industry sold on:			
- the French market	//	//	+0.1 ⁽¹⁾
- the foreign markets	//	+0.1	-0.1
- all markets	//	//	//
Import prices of industrial products			
	//	//	-0.1

(1) Reading note: the evolution of the index between Jan.13 and Feb.13 published last month was equal to 0.4 %. It is updated to 0.5 %; that is to say a revision of +0.1 %.

For more information about French PPI:

- Producer and import price indices of industrial products are regulated by the European Regulation n°1 65/98 on short-term statistics. They are annually chain-linked Laspeyres indices, with reference year 2010.
- The French producer prices of industrial products sold on the French market presented here are "basic prices" in the sense of the national accounts, measuring the income of the producer (excluding VAT and taxes on products, and before deduction of any subsidies on the products). However, market price series (including non deductible taxes on the products, subsidies deducted) are also available, notably for the purpose of contract escalation, on BDM website : <http://www.bdm.insee.fr/>.
- Import prices of industrial products are measured as much as possible according to the "CIF" concept (cost of insurance and freight included), i.e. valued at the French border. They are converted into Euros and therefore include exchange effects. All imports are taken into consideration, whether they are intra-group or not.
- Complementary data (backseries, methodology, webpages) can be accessed on: <http://www.insee.fr/fr/themes/info-rapide.asp?id=25>
- Historical data are available on the BDM : [G1430](#), [G1436](#), [G1427](#), [G1439](#) (respectively producer price indices on French market, on foreign markets, on all markets and import price indices).
- Contact: bureau-de-presse@insee.fr

Next publication: 31 05 2013 at 8.45 a.m.