

Informations *Rapides*



27 décembre 2012 - n° 320 **CONJONCTURE**

Main Indicators

■ Producer and Import Price Indices in industry – November 2012

Decline in prices for petroleum products and chemicals

• **Producer price indices in French industry**

FRENCH MARKET: -0.5 % in November

In November, French producer prices in industry lagged by 0.5 %, after the increase by +0.5 % in October, stopping the rising trend acting since July 2012. Prices for refined petroleum products withdrew for the second consecutive month (-3.0 % after -1.2 %) and prices for "other manufactured products" decreased (-0.5 %), mainly because of the noticeable withdraw of chemicals (-2.4 %).

Prices for refined petroleum products withdrew again...

Prices for refined petroleum products withdrew in line with Brent crude (-1.2 % in euro terms in November after -2.1 % in October). All petroleum products decreased this month. The withdraw was especially marked for unleaded premium gas, of which the price decreased for the second consecutive month (-5.5 % after -7.4 % in October).

... prices for "other manufactured products" decreased...

Prices for "other manufactured products" decreased (-0.5 %), in a context of general drop of raw materials prices. Prices for chemical products dropped (-2.4 %), mainly because of basic chemicals (-4.0 %). Basic metals went on falling (-0.3 % in November as in October), more generally.

... while food prices increased slightly...

Food prices increased by +0.3 %. This is especially the case for prepared animal feeds (+1.5 %), while prices for meat products went on falling (-0.6 % after -0.3 %), notably for swine meat (-6.3 % after -2.5 %).

FOREIGN MARKETS: -0,1 % in November

Producer prices of French industrial products sold on foreign markets stabilized in November (-0.1 %). Prices for refined petroleum products (-2.9 %) were in phase with domestic market (-3.0 %). This decrease was balanced by the increase of transport equipment prices (+0.3 %).

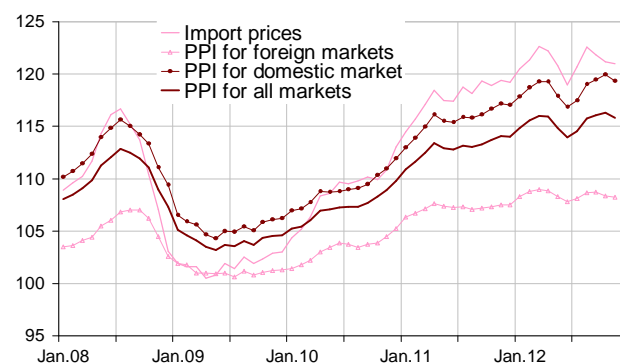
ALL MARKETS: -0.4 % in November

On all markets, producer prices of French industrial products lagged by 0.4 % in November but kept on rising year-over-year (+1.5 %, of which +4.4 % for refined petroleum products).

• **Import prices indices of industrial products : -0.1 % in November**

In November, buying prices for imported industrial products decreased very slightly compared to October (-0.1 %). The most notable changes concerned here again prices for refined petroleum products (-3.2 %), and to a lesser extent prices for food products (-0.6 %), particularly meat products (-2.8 %), especially swine meat.

Total Industry price indices



Source : Insee

French Producer Price Indices in industry according to the market where the products are sold:

base and reference year: 2005

Levels A 10 and A 17 in CPF rev. 2, 2008	Weight	Nov.12	Change in %	
			In 1 month	In 1 year
French market				
BE:TOTAL INDUSTRY	1000	119.4	-0.5	1.9
(DE) Mining and quarrying, energy, water	130	140.0	-0.3	3.6
CZ: Manufactured prod.	870	116.3	-0.6	1.6
(C1) Food products, beverages, tobacco	188	115.0	0.3	3.9
(C2) Coke and refined petroleum products	70	167.5	-3.0	4.7
(C3) Electrical & electronic equip., computers, mach.	92	111.6	0.0	1.0
(C4) Transport equipment	79	106.5	0.1	0.5
(C5) Other man. products	441	111.4	-0.5	0.2
Foreign markets				
BE:TOTAL INDUSTRY	1000	108.3	-0.1	0.7
CZ: Manufactured prod.	s	107.7	-0.1	0.8
(C1) Food products, beverages, tobacco	82	119.6	0.1	1.7
(C2) Coke and refined petroleum products	25	216.9	-2.9	3.3
(C3) Electrical & electronic equip., computers, mach.	202	97.2	0.1	0.1
(C4) Transport equipment	211	101.8	0.3	1.7
(C5) Other man. products	s	106.9	-0.1	0.3
All markets				
BE:TOTAL INDUSTRY	1000	115.8	-0.4	1.5
CZ: Manufactured prod.	s	113.3	-0.4	1.3
(C1) Food products, beverages, tobacco	154	115.8	0.2	3.5
(C2) Coke and refined petroleum products	56	174.4	-3.0	4.4
(C3) Electrical & electronic equip., computers, mach.	127	104.2	0.0	0.6
(C4) Transport equipment	121	103.9	0.2	1.2
(C5) Other man. products	s	110.0	-0.4	0.2

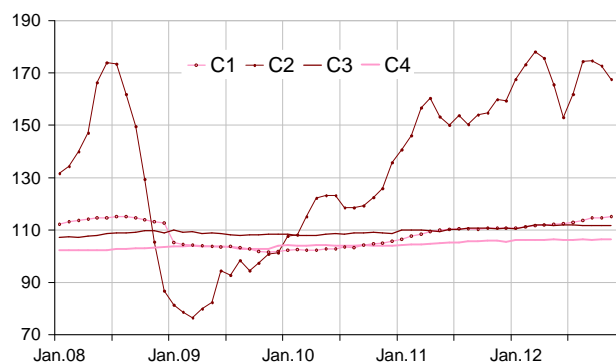
Import prices of industrial products

base and reference year: 2005

Levels A 10 and A 17 of nomenclature CPF rev. 2, 2008	Weight	Nov.12	Change en %	
			In 1 month	In 1 year
BE:TOTAL INDUSTRY	1000	121.0	-0.1	1.3
CZ: Manufactured prod.	s	110.6	-0.2	1.2
(C1) Food products, beverages, tobacco	69	130.9	-0.6	3.2
(C2) Coke and refined petroleum products	41	170.5	-3.2	5.2
(C3) Electrical & electronic equip., computers, mach.	210	94.2	0.1	1.1
(C4) Transport equipment	133	100.3	-0.1	-1.2
(C5) Other manufactured products	s	112.8	0.1	0.9

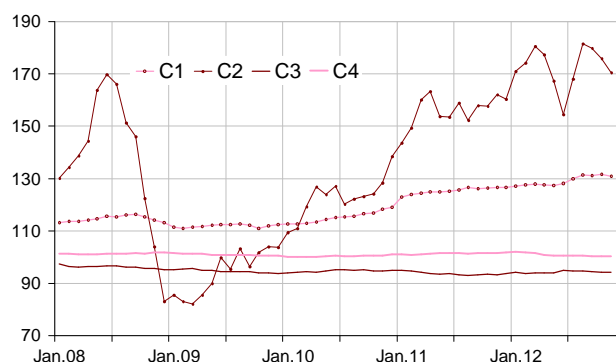
r: updated ; nd: non available ; s : confidential

Producer price indices of manufactured products sold on the french market



Source : Insee

Import price indices of manufactured products



Source : Insee

Revision of each index at total industry level

Revision of the monthly change (in %)

	Aug.12 / Jul.12	Sep.12 / Aug.12	Oct.12 / Sep.12
French producer prices in industry sold on:			
- the French market	//	-0.1	//
- the foreign markets	//	//	-0.1 ⁽¹⁾
- all markets	//	//	//
Import prices of industrial products	//	//	//

(1) Reading note: the evolution of the index between Sep.12 and Oct.12 published last month was equal to -0,3 %. It is updated to -0,4 %; that is to say a revision of -0,1 %.

To know more about French PPI:

- French producer price indices of industrial products sold on the French market are measured at basic prices (excluding VAT and taxes on products, and before deduction of any subsidies on the products), base and reference 100 in 2005, in accordance with European Regulation n°1165/98. However, purchaser price series (including non deductible taxes on the products, subsidies deducted) are also available, notably for the purpose of contract escalation, on BDM website : <http://www.bdm.insee.fr/>.
- French producer price indices of industrial products sold on the foreign markets are converted into Euros and therefore include exchange rate effects. All exports are taken into consideration, whether they are intra-group or not.
- By combination of these two indices, French producer price indices on all markets are obtained.
- Import prices of industrial products are measured as much as possible according to the "CIF" concept (cost of insurance and freight included), i.e. valued at the French border. They are converted into Euros and therefore include exchange effects. All imports are taken into consideration, whether they are intra-group or not.
- Complementary data (backseries, methodology, webpages) can be accessed on: <http://www.insee.fr/fr/themes/info-rapide.asp?id=25>
- Historical data are available on the BDM : [G966](#), [G970](#), [G973](#), [G976](#) (respectively producer price indices on French market, on foreign market, on all markets and import price indices).
- Contact: bureau-de-presse@insee.fr

Next publication: 31 01 2013 at 8.45 a.m.