

Informations *Rapides*



28 septembre 2012 - n° 241 **CONJONCTURE**

■ Services Producer Price Indices – Second quarter of 2012

The slight rise of Services Producer Price Indices continued in the second quarter of 2012

Overall services prices continued on an upward trend in the second quarter of 2012 with the notable exception of telecommunications and call centres.

• Information and communication

Increase in edition, decline in telecommunications

Prices for edition and information services increased this quarter (+0.9 % and +0.5 %) and year-over-year (+2.9 % and +1.2 %). Prices for telecommunications fell according to their past trend (-1.1 % this quarter and -2.1 % year-over-year).

• Real estate services

Stable prices in the first half of the year 2012

Altogether, real estate services prices were stable in this beginning of the year. However, they rose by 1.9 % in one year. Real estate agencies prices tended to fall since the fourth quarter of 2011, while real estate management services prices increased slightly.

• Administrative and support services

Prices for employment services increased

Prices for employment services continued to rise in this second quarter of 2012 (+1.3 % quarter-over-quarter and +3.9 % year-over-year). On the opposite, call center prices fell (-1.5 % quarter-over-quarter and -0.6 % year-over-year). Prices of rental, security and services to buildings and landscape were almost unchanged.

[New series are published starting this second quarter of 2012 \(in reference 100 = 2010\)](#)

Services Producer Price Indices : French market

Divisions and groups in CPA rev. 2, 2008		Weights (M €)	Indices Q2* 2012	Changes in %	
				Q / Q-1	Q / Q-4
38.1 & 38.2 ⁽⁶⁾	Waste collection, treat- ment and disposal	21 252	101,8	0,7	2,1
53.20 ⁽¹⁾	Other postal and courier services	555	99,5	0,4	0,3
Information and communication					
58 ⁽⁸⁾	Publishing services	24 985	104,3	0,9	2,9
61 ⁽⁴⁾	Telecommunications	12 650	83,7	-1,1	-2,1
62 ⁽¹⁾	Computer programming, consultancy and related services	45 118	102,5	0,3	-0,6
63 ⁽⁸⁾	Information services	10 204	100,2	0,5	1,2
Real estate services					
68.3 ⁽⁸⁾	Real estate services on a fee or contract basis	11 632	103,7	-0,2	1,9
Professional, scientific and technical services					
69 ⁽⁸⁾	Legal and accounting services	32 514	102,9	-0,2	1,0
70.2 ⁽¹⁾	Management consulting	22 565	104,3	0,3	0,9
71 ⁽²⁾	Architectural and engi- neering services; tech- nical testing and analysis services	49 881	110,3	1,5	2,5
73 ⁽³⁾	Advertising and market research	19 960	96,1	-0,4	0,3
Administrative and support services					
77.1 ⁽⁵⁾	Rental of motor vehicles	8 121	109,1	-0,1	2,2
77.3 ⁽⁸⁾	Rental of other machin- ery, equipment and tangible goods	18 064	103,5	0,3	2,0
78 ⁽⁷⁾	Employment services	28 623	106,3	1,3	3,9
80.1 & 80.2 ⁽¹⁾	Security	6 581	115,3	0,3	2,4
81 ⁽⁷⁾	Services to buildings and landscape	19 826	102,0	0,3	1,1
82.20 ⁽⁵⁾	Call centres	4 864	101,8	-1,5	-0,6

u : unavailable s : statistical secret

(1) : 2005 = 100

(2) : Q4 2005 = 100 - (3) : Q1 2006 = 100

(4) : Q1 2007 = 100 - (5) : Q1 2008 = 100

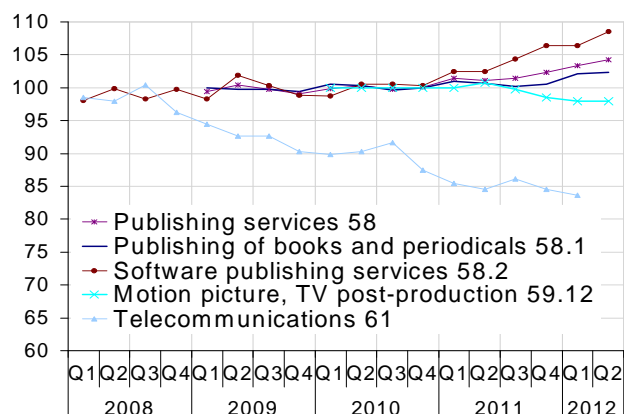
(6) : Q1 2009 = 100 - (7) : Q1 2010 = 100

(8) : 2010 = 100

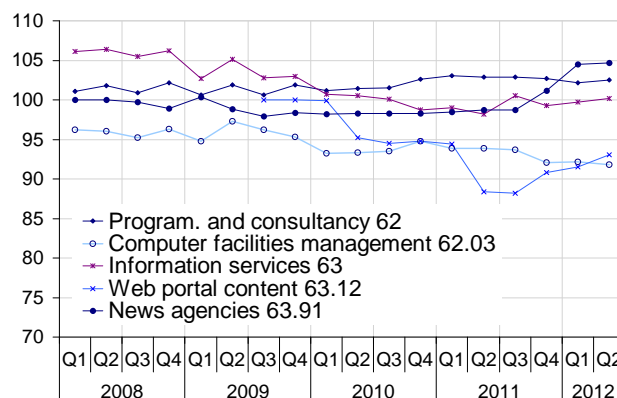
*: Telecommunications prices are known with one quarter delay.

Source : INSEE, "Observation des prix de l'industrie et des services aux entreprises" survey

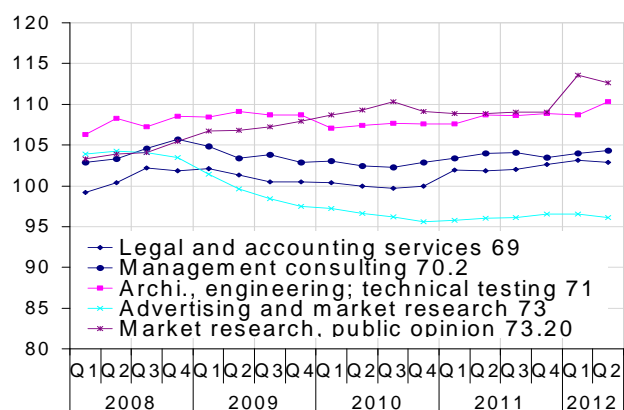
Publishing and telecommunications



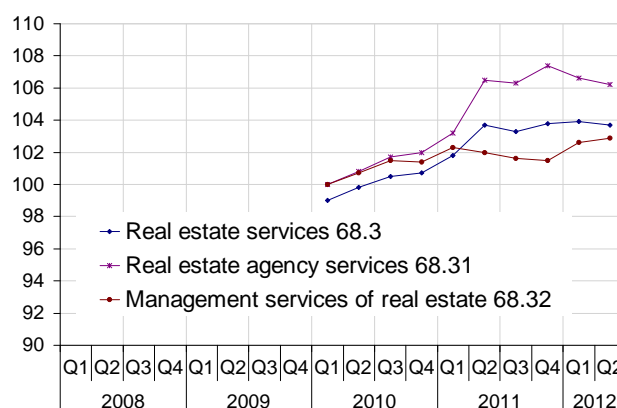
Computer programming and information



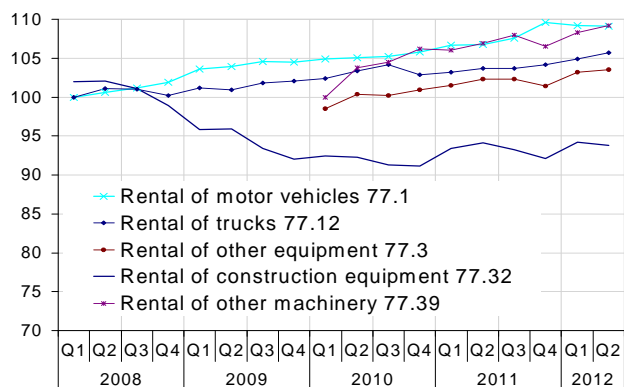
Professional, scientific and technical services



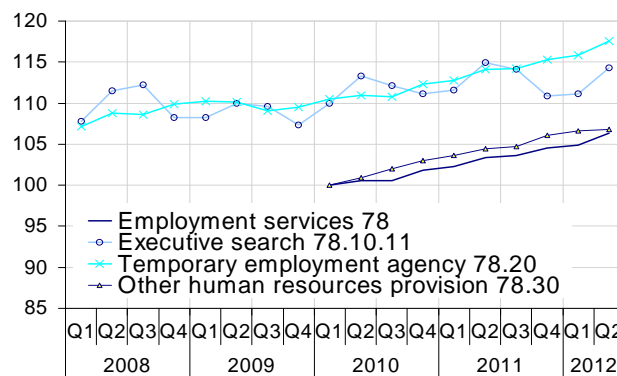
Real estate



Rental and leasing services



Employment services



To know more about French S-PPI :

The services producer price indices measures changes in levels of prices **excluding VAT**, for a range of services provided by French enterprises to other French enterprises (B to B), according to the European regulation n° 1165/98. The indices are published in reference 100 = 2005, but the coverage of this survey keeps on increasing ; the series created more recently (aggregates particularly) are published in reference 100 = the quarter of their creation, or in reference 100 = 2010 in anticipation of the next change of reference (in the first quarter of 2013).

- Complementary data (backseries, methodology, webpages...) can be accessed on : <http://www.insee.fr/en/themes/info-rapide.asp?id=100>
- Historical data are available on the BDM : [G1099](#)
- Press contact : bureau-de-presse@insee.fr

Next publication : 30 11 2012 at 12.00 a.m.