

Informations *Rapides*



27 février 2012 - n° 55 **CONJONCTURE**

■ Services Producer Price Indices – Fourth quarter of 2011

Services Producer Price Indices : Slight increases in the fourth quarter 2011

Prices for legal activities and for rental of motor vehicles kept on increasing in the fourth quarter 2011, while prices for rental of construction equipment fell again. However, the overall movement was a slight increase (about +0.2 %)

• Information and communication

Mixed price changes

Prices for telecommunications services increased in the third quarter (+1.8 % in a quarter, but -6 % year-over-year). Prices for news agencies rose by 2.5 %. On the contrary prices for computer facilities management declined (-1.6 %).

• Professional, scientific and technical services

Prices for legal services kept on increasing

As in the third quarter, prices for professional, scientific and technical services were almost unchanged, except for prices for legal services, which increased again (+1.4 % in a quarter, +3.4 % year-over-year). However, over a one-year period, all prices increased, most notably in accounting and audits services (+2.1 %), architecture-engineering (+1.6 %), advertising and market research (+1.4 %).

• Administrative and support services

Prices for rental of construction equipment fell

Prices for rental recorded the most significant changes : prices for rental of construction equipment (-1.3 %) and other machinery (-1.7 %) fell, while prices for rental of motor vehicles prices moved up (+1.3 %). Prices for employment services and landscape services increased (+0.5 % this quarter).

Services Producer Price Indices : French market

| CPA rev. 2 - Base 2005=100 except opposite indication in footnote | | Weights (M €) | Indices Q4* 2011 | Changes in % | |
|--|--|------------------|------------------------|-----------------|-----------|
| | | | | Q/ Q-1 | Q/ Q-4 |
| 38.1 & 38.2 ⁽¹⁾ | Waste collection, treatment and disposal | 21 252 | 100.1 | -0.2 | 0.0 |
| 53.20 | Other postal and courier services | 555 | 100.3 | 0.3 | 0.8 |
| Information and communication | | | | | |
| 58.1 ⁽¹⁾ | Publishing of books and periodicals | 15 313 | 100.4 | 0.2 | 0.4 |
| 58.29 | Software publishing | 6 336 | 107.7 | 0.2 | 4.7 |
| 61 ⁽²⁾ | Telecommunications | 12 650 | 86.1* | 1.8 | -6.0 |
| 62.01 & 62.02 | Computer programming and consultancy | 39 983 | 104.1 | 0.0 | 0.5 |
| 62.03 | Computer facilities management | 5 135 | 92.2 | -1.6 | -2.7 |
| 63.91 ⁽³⁾ | News agencies | 725 | 101.2 | 2.5 | 3.0 |
| Professional, scientific and technical services | | | | | |
| 69.10 ⁽⁴⁾ | Legal services | 19 168 | 112.1 | 1.4 | 3.4 |
| 69.20 | Accounting, tax consulting | 13 346 | 109.7 | 0.0 | 2.1 |
| 70.2 | Management consulting | 22 565 | 103.3 | -0.8 | 0.4 |
| 71.1 ⁽⁵⁾ | Architectural, engineering | 44 420 | 111.4 | 0.5 | 1.6 |
| 71.20 | Technical testing and analysis | 5 461 | 97.6 | 0.0 | 0.1 |
| 73 ⁽⁴⁾ | Advertising and market research | 19 960 | 96.9 | 0.8 | 1.4 |
| Administrative and support services | | | | | |
| 77.1 | Rental of motor vehicles | 8 121 | 109.0 | 1.3 | 3.0 |
| 77.32 | Rental of construction equipment | 8 465 | 92.0 | -1.3 | 1.0 |
| 77.39 ⁽⁶⁾ | Rental of other machinery | 7 023 | 106.2 | -1.7 | 0.0 |
| 78 ⁽⁶⁾ | Employment services | 28 623 | 104.1 | 0.5 | 2.3 |
| 80.1 & 80.2 | Security | 6 581 | 112.8 | 0.1 | 1.0 |
| 81 ⁽⁶⁾ | Services to buildings and landscape | 19 826 | 100.8 | 0.5 | 1.6 |
| 82.20 ⁽³⁾ | Call centre | 4 864 | 103.8 | -0.2 | 0.6 |

u : unavailable s : statistical secret

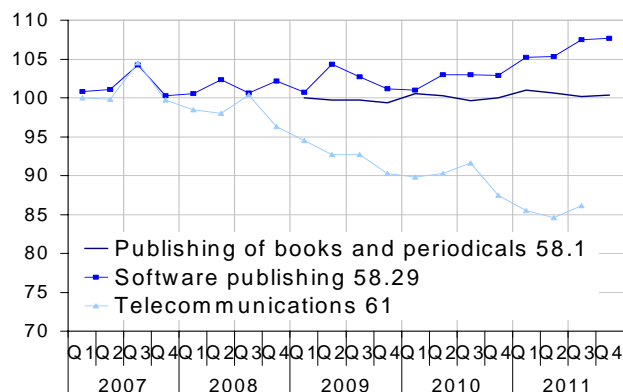
(1) : T1 2009 = 100 - (2) : T1 2007 = 100 - (3) : T1 2008 = 100 -

(4) : T1 2006 = 100 - (5) : T4 2005 = 100 - (6) : T1 2010 = 100

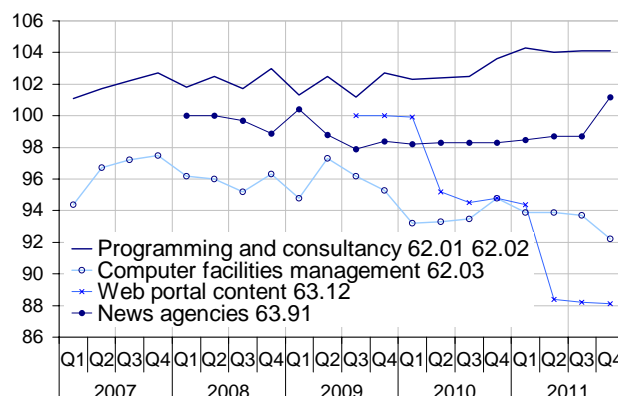
*: Telecommunications prices are known with one quarter delay.

Source : INSEE, "Observation des prix de l'industrie et des services aux entreprises" survey

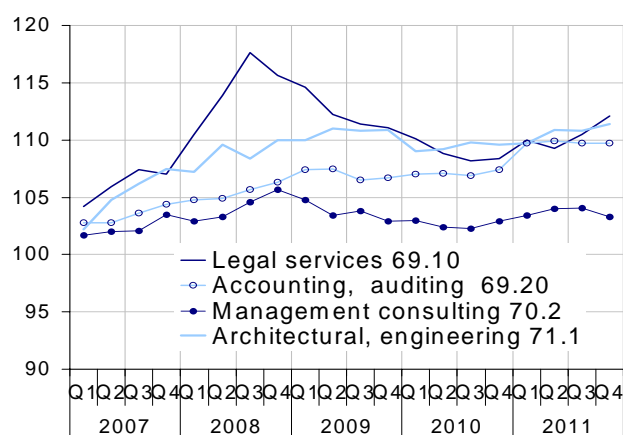
Publishing and telecommunications



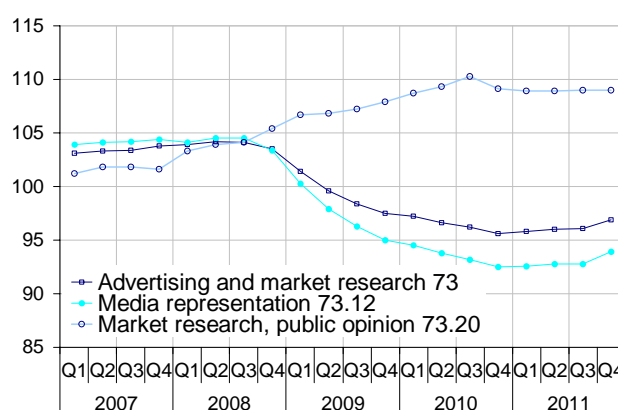
Computer programming and information



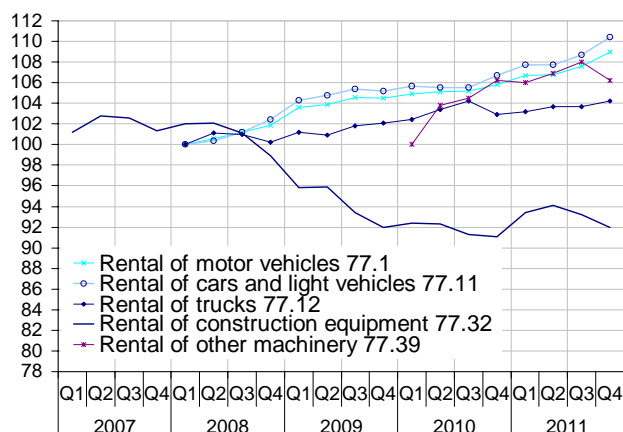
Professional, scientific and technical services



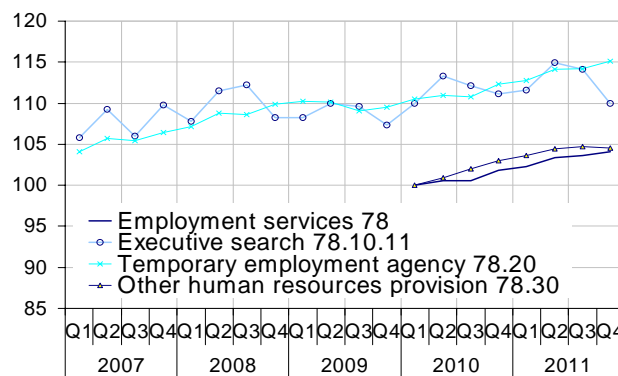
Advertising and market studies



Rental and leasing services



Employment services



To know more about French S-PPI :

The services producer price indices measures changes in levels of prices **excluding VAT**, for a range of services provided by French enterprises to other French enterprises (B to B), according to the European regulation n° 1165/98. The indices are compiled to base 2005=100 except for the more recent series.

- Complementary data (backseries, methodology, webpages...) can be accessed on : <http://www.insee.fr/en/themes/info-rapide.asp?id=100>
- Historical data are available on the BDM : [G1099](#)
- Press contact : bureau-de-presse@insee.fr

Next publication : 31 05 2012 at 12.00 a.m.