

Informations *Rapides*

31 juillet 2013 - n° 182
Main Indicators



■ Producer and Import Price Indices in industry – June 2013

In June 2013, slight decline in prices, on all markets

• Producer price indices in French industry

FRENCH MARKET: -0.3 % in June

In June, French producer prices in industry fell slightly (-0.3 %), following two months of sharper decline (-1.2 % in both April and May). Apart from prices for electricity, gas and water, which dropped significantly again (-2.3 %, following -5.3 % in May), the price movements for other industrial products were moderate, either upwards or downwards.

Prices for refined petroleum products levelled off

In June 2013, prices for refined petroleum products dipped slightly (-0.3 % following -1.5 % in May and -5.2 % in April) ; they went back to their low level of June 2012 (-0.2 % year-on-year). Prices for unleaded premium gas (+0,3 %) and diesel oil (-0,3 %) were almost unchanged ; only the fall in prices for heating oil was still significant (-1.3 % following -1.2 % in May).

Food prices increased moderately

Food prices rose slightly in June (+0.3 % following +0.1 % in May). The increase in pork prices impacted meat prices (+1.4 %). Prices for dairy products, which were affected upwards by farm milk, moved up significantly (+2.1 %) while prices for sugar manufacturing (-0.8 %) and bread (-0.3 %) slowed down.

Prices for "other manufactured products" were stable overall

Prices for "other manufactured products" were stable overall (+0.1 % following -0.4 % in May). Prices for chemical products rallied (+1.2 % following a significant decline of -2.8 %) but prices for textiles and wearing apparel dipped (-0.8 %) following three months of moderate rise (+0.3 % in May and +0.2 % in both March and April).

FOREIGN MARKETS: -0.2 % in June

Producer prices of French industrial products sold on foreign markets were almost unchanged, following two months of decline (-0.6 % in both April and May). Prices for electrical and electronic equipment slipped again (-0.6 % following -0.5 %), while prices for chemical products rallied (+1.2 %) as on the French market.

ALL MARKETS: -0.2 % in June

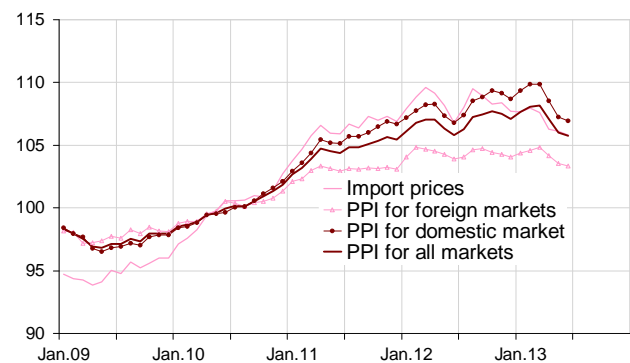
On all markets, the fall in prices for industrial products was also moderate (-0.2 % following -1.0 % in April and May). The year-on-year decline in prices for refined petroleum products was -1.0 % against -8.1 % in May (June 2012 being a low point).

• Import price indices of industrial products: -0.3 % in June

Import prices dropped slightly in June, as in May (-0.3 % following -0.2 %). The fall was general: buying prices for products from extractive industries decreased (-0,6 %) as well as prices for "other manufactured products" (-0.4 %), most notably chemical products (-0.8 %) and basic metals (-0.5 %).

Total Industry price indices

Reference year: 2010



Source : INSEE

French Producer Price Indices in industry according to the market where the products are sold:

reference year: 2010

Levels A 10 and A 17 in CPF rev. 2, 2008	Weight	Jun.13	Change in %	
			In 1 month	In 1 year
French market				
BE:TOTAL INDUSTRY	1000	107.0	-0.3	0.1
(DE) Mining and quarrying, energy, water	226	106.3	-1.7	-1.8
CZ: Manufactured prod.	774	107.1	0.2	0.7
(C1) Food products, beverages, tobacco	196	112.0	0.3	3.4
(C2) Coke and refined petroleum products	49	127.3	-0.3	-0.2
(C3) Electrical & electronic equip., computers, mach.	53	102.6	0.3	0.1
(C4) Transport equipment	80	103.1	0.5	-0.2
(C5) Other man. products	396	103.5	0.1	-0.5
Foreign markets				
BE:TOTAL INDUSTRY	1000	103.3	-0.2	-0.5
CZ: Manufactured prod.	980	103.8	-0.1	-0.3
(C1) Food products, beverages, tobacco	100	111.3	0.3	3.2
(C2) Coke and refined petroleum products	37	125.4	-0.2	-3.4
(C3) Electrical & electronic equip., computers, mach.	194	98.6	-0.6	-1.9
(C4) Transport equipment	252	103.5	-0.3	0.6
(C5) Other man. products	397	102.8	0.2	-0.6
All markets				
BE:TOTAL INDUSTRY	1000	105.7	-0.2	-0.1
CZ: Manufactured prod.	845	105.8	0.1	0.3
(C1) Food products, beverages, tobacco	163	111.8	0.3	3.4
(C2) Coke and refined petroleum products	45	126.9	-0.3	-1.0
(C3) Electrical & electronic equip., computers, mach.	102	99.9	-0.3	-1.2
(C4) Transport equipment	140	103.3	0.0	0.3
(C5) Other man. products	395	103.3	0.1	-0.6

Import prices of industrial products

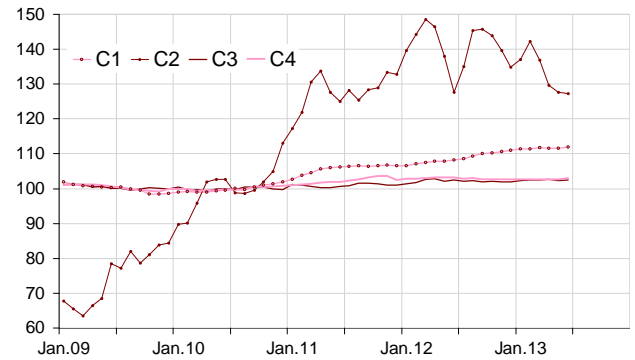
reference year: 2010

Levels A 10 and A 17 of nomenclature CPF rev. 2, 2008	Weight	Jun.13	Change en %	
			In 1 month	In 1 year
BE:TOTAL INDUSTRY	1000	105.8	-0.3	-0.9
CZ: Manufactured prod.	s	103.8	-0.2	-1.0
(C1) Food products, beverages, tobacco	69	114.3	0.1	2.5
(C2) Coke and refined petroleum products	47	127.3	0.1	0.7
(C3) Electrical & electronic equip., computers, mach.	227	98.5	0.0	-1.2
(C4) Transport equipment	147	99.9	-0.3	-0.9
(C5) Other manufactured products	s	103.9	-0.4	-1.7

r: updated ; nd: non available ; s : confidential

Producer price indices of manufactured products sold on the french market

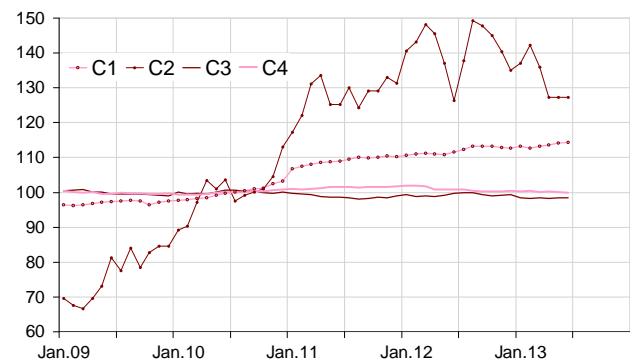
Reference year: 2010



Source : INSEE

Import price indices of manufactured products

Reference year: 2010



Source : INSEE

Revision of each index at total industry level

Revision of the monthly change (in %)

	Mar.13 / Feb.13	Apr.13 / Mar.13	May 13 / Apr.13
French producer prices in industry sold on:			
- the French market	//	//	// ⁽¹⁾
- the foreign markets	//	//	//
- all markets	//	//	//
Import prices of industrial products	//	//	//

(1) Reading note: the evolution of the index between Apr.2013 and May 2013 published last month was equal to -1.2 %. It isn't updated, that is to say a revision of 0 %.

For more information about French PPI:

- Producer and import price indices of industrial products are regulated by the European Regulation n°1165/98 on short-term statistics. They are annually chain-linked Laspeyres indices, with reference year 2010.

- The French producer prices of industrial products sold on the French market presented here are "basic prices" in the sense of the national accounts, measuring the income of the producer (excluding VAT and taxes on products, and before deduction of any subsidies on the products). However, market price series (including non deductible taxes on the products, subsidies deducted) are also available, notably for the purpose of contract escalation, on BDM website : <http://www.bdm.insee.fr/>.

- Import prices of industrial products are measured as much as possible according to the "CIF" concept (cost of insurance and freight included). *i.e.* valued at the French border. They are converted into Euros and therefore include exchange effects. All imports are taken into consideration, whether they are intra-group or not.

- Complementary data (backseries, methodology, webpages) can be accessed on: <http://www.insee.fr/fr/themes/info-rapide.asp?id=25>
- Historical data are available on the BDM : [G1430](#), [G1436](#), [G1427](#), [G1439](#) (respectively producer price indices on French market, on foreign markets, on all markets and import price indices).
- Contact: bureau-de-presse@insee.fr

Next publication: 04 09 2013 at 8.45 a.m.