

Informations *Rapides*

30 avril 2014 - n° 102
Main Indicators



■ Producer and Import Price Indices in industry – March 2014

In March, prices dipped on all markets

• Producer price indices in French industry

FRENCH MARKET: -0.4 % in March

In March, French producer prices in industry for French market dipped (-0.4 % after -0.1 %). Energy prices moved down significantly, while prices for other products fell more moderately. Food prices were the only exception (+0.2 %).

Energy prices fell anew

Prices for refined petroleum products dropped again in March (-1.9 % and -0.2 %), driven by the price for Brent crude sourced from the North Sea, which declined in euro terms (-2.0 %), more strongly than in dollar terms (-0.7 %) due to the appreciation of the euro against the dollar.

Electricity (-1.2 %) and gas (-3.1 %) prices also moved down.

Prices for most “other manufactured products” slipped

Except for prices for repair and maintenance services of machinery (+0.3 %), prices for “other manufactured products” dipped: the fall in prices for raw materials (oil, zinc, scrap metals...) indeed affected prices for basic metals (-0.3 %) and for chemical products (-0.3 %), most notably other basic organic chemical products (-0.7 %).

Food prices increased moderately....

Food prices advanced in March (+0.2 % after 0.0 % in February) due to the significant rise in prices for mineral waters and soft drinks (+2.7 %) upon the annual renegotiation of prices, and to the notable increase in prices for both dairy products (+1.1 %) and grape wines (+1.0 %). Conversely, prices for poultry meat and oils moved down (-0.6 % in both cases).

FOREIGN MARKETS: -0.2% in March

Producer prices of French industrial products sold on foreign markets dropped slightly (-0.2 % after 0.0 % in February). The fall in prices for refined petroleum products (-1.3 %) indeed combined with the decline in prices for basic metals (-1.0 %), computer products (-0.4 %) and pharmaceutical products (-0.6 %).

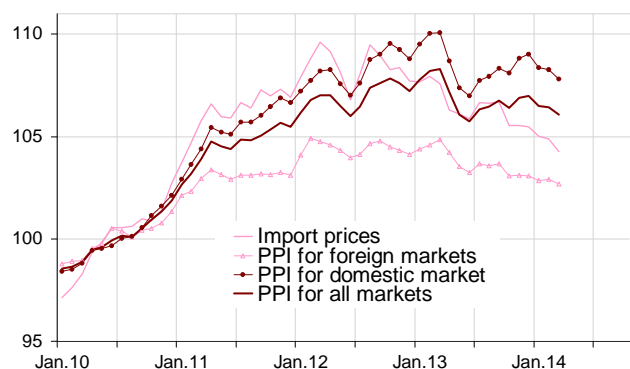
ALL MARKETS: -0.4 % in March

On all markets, prices dipped in March (-0.4 % after 0.0 % in February). Year over year, the decline in prices for refined petroleum products (-8.4 %) was still marked, and now significant for computer and electrical products (-1.7 %) and for “other manufactured products” (-1.5 %).

• Import price indices of industrial products: -0.6 % in March

Import prices fell in March (-0.6 % after -0.1 % in February). As on foreign markets, the buying prices for refined petroleum products and crude oil declined, as well as prices for computer products (-0.5 %), pharmaceutical products (-0.8 %) and basic metals (-0.6 %) in a context of lower raw material prices and stronger competition.

Total Industry price indices



Source : INSEE

French Producer Price Indices in industry according to the market where the products are sold:

reference year: 2010

Levels A 10 and A 17 in CPF rev. 2, 2008	Weight	Mar.14	Change in %	
			In 1 month	In 1 year
French market				
BE:TOTAL INDUSTRY	1000	107.8	-0.4	-2.0
(DE) Mining and quarrying, energy, water	226	113.0	-1.2	-3.8
CZ: Manufactured prod.	774	106.3	-0.2	-1.5
(C1) Food products, beverages, tobacco	196	110.7	0.2	-0.9
(C2) Coke and refined petroleum products	49	124.9	-1.9	-8.7
(C3) Electrical & electronic equip., computers, mach.	53	101.8	-0.1	-0.7
(C4) Transport equipment	80	103.0	-0.1	0.3
(C5) Other man. products	396	102.9	-0.1	-1.1
Foreign markets				
BE:TOTAL INDUSTRY	1000	102.7	-0.2	-2.1
CZ: Manufactured prod.	980	103.0	-0.2	-1.7
(C1) Food products, beverages, tobacco	100	112.5	0.2	1.6
(C2) Coke and refined petroleum products	37	122.5	-1.3	-7.3
(C3) Electrical & electronic equip., computers, mach.	194	97.3	-0.2	-2.2
(C4) Transport equipment	252	103.6	0.0	-1.0
(C5) Other man. products	397	101.3	-0.3	-2.3
All markets				
BE:TOTAL INDUSTRY	1000	106.1	-0.4	-2.1
CZ: Manufactured prod.	845	105.0	-0.2	-1.6
(C1) Food products, beverages, tobacco	163	111.1	0.2	-0.4
(C2) Coke and refined petroleum products	45	124.3	-1.7	-8.3
(C3) Electrical & electronic equip., computers, mach.	102	98.8	-0.2	-1.7
(C4) Transport equipment	140	103.4	0.0	-0.5
(C5) Other man. products	395	102.3	-0.2	-1.5

Import prices of industrial products

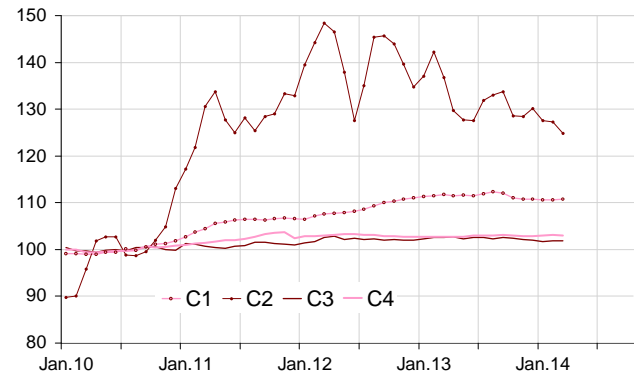
reference year: 2010

Levels A 10 and A 17 of nomenclature CPF rev. 2, 2008	Weight	Mar.14	Change in %	
			In 1 month	In 1 year
BE:TOTAL INDUSTRY	1000	104.3	-0.6	-3.1
CZ: Manufactured prod.	s	102.4	-0.3	-2.4
(C1) Food products, beverages, tobacco	69	113.7	0.3	0.4
(C2) Coke and refined petroleum products	47	124.4	-2.2	-8.4
(C3) Electrical & electronic equip., computers, mach.	227	96.8	-0.5	-1.8
(C4) Transport equipment	147	99.5	0.0	-0.7
(C5) Other manufactured products	s	102.3	-0.2	-2.9

r: updated ; nd: non available ; s : confidential

Producer price indices of manufactured products sold on the french market

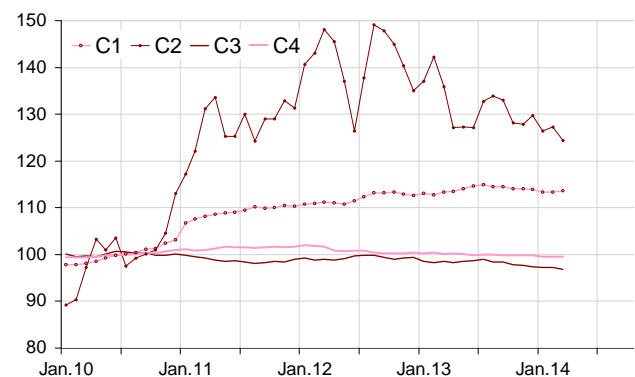
reference year: 2010



Source : INSEE

Import price indices of manufactured products

reference year: 2010



Source : INSEE

Revision of each index at total industry level

Revision of the monthly change (in %)

	Dec.13 / Nov.13	Jan.14 / Dec.13	Feb.14 / Jan.14
French producer prices in industry sold on:			
- the French market	//	//	//
- the foreign markets	-0.1	//	//
- all markets	//	//	+0.1 ⁽¹⁾
Import prices of industrial products	//	+0.1	//

(1) Reading note: the evolution of the index between January and February 2014 published at the end of March was equal to -0.1 %. It is updated to 0 %; that is to say a revision of +0,1 %.

For more information about French PPI:

Producer and import price indices of industrial products are regulated by the European Regulation n°1165/98 on short-term statistics. They are annually chain-linked Laspeyres indices, with reference year 2010.

The French producer prices of industrial products sold on the French market presented here are "basic prices" in the sense of the national accounts, measuring the income of the producer (excluding VAT and taxes on products, and before deduction of any subsidies on the products). However, market price series (including non deductible taxes on the products, subsidies deducted) are also available, notably for the purpose of contract escalation, on BDM website : <http://www.bdm.insee.fr/>.

Import prices of industrial products are measured as much as possible according to the "CIF" concept (cost of insurance and freight included), i.e. valued at the French border. They are converted into Euros and therefore include exchange effects. All imports are taken into consideration, whether they are intra-group or not.

- Complementary data (backseries, methodology, webpages) can be accessed on: <http://www.insee.fr/fr/themes/info-rapide.asp?id=25>
- Historical data are available on the BDM : [G1430](#), [G1436](#), [G1427](#), [G1439](#) (respectively producer price indices on French market, on foreign markets, on all markets and import price indices).
- Contact: bureau-de-presse@insee.fr

Next publication: 28 05 2014 at 8.45 a.m.