

Informations *Rapides*

25 juin 2013 - n° 145

Principaux indicateurs



■ Monthly business survey in the building industry – June 2013

The economic climate gets worse again in building industry in June 2013

Warning: seasonal coefficients were updated for this survey.

According to the business leaders surveyed in June 2013, the situation gets worse again in building industry: the composite indicator loses two points and stays below its long-term average. The turning-point indicator is in the unfavourable zone.

Activity remains deteriorated

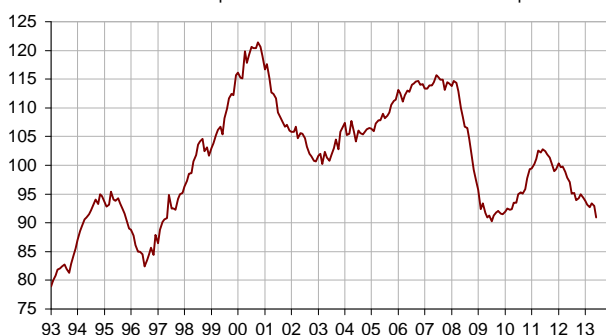
The business leaders consider that their activity remains deteriorated in the recent period. The business leaders stay pessimistic about their activity in the next months.

Decreasing employment

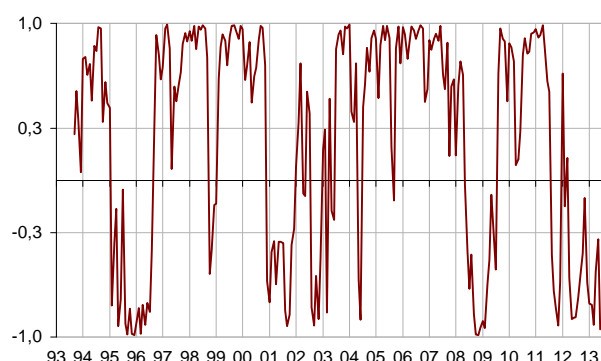
Employment in the building industry is grim: the balances of opinion corresponding to past employment and expected employment deteriorate and stay significantly below their long-term average.

Composite indicator

Standardized with mean equal to 100 and a standard deviation equal to 10



Turning-point indicator



Lecture: close to 1 (respectively -1), it indicates a favorable climate (respectively unfavorable).

Building industry economic outlook

Balances of opinion, in %, SA

	Mean*	March 13	April 13	May 13	June 13
Composite indicator	100	93	93	93	91
Past activity	-2	-25	-28	-24	-28
Expected activity	-5	-23	-23	-21	-25
Gen. business outlook	-17		-50		
Past employment	-2	-16	-12	-15	-20
Expected employment	-2	-17	-13	-19	-20
Opinion on order books	-20	-43	-43	-46	-48
Order books (in month)	5,2	7,1	7,1	7,1	7,0
Productive capacity utilisation rate	89,0	85,6	85,8	85,9	85,8
Obstacles to production increase (in %)	34	18	19	21	21
- Because of workforce shortage (in %)	15,8	3,9	4,4	5,1	5,0
Recruiting problems (in %)	60		47		
Expected prices	-12	-34	-38	-38	-41
Cash-flow position	-8		-25		
Repayment period	28		47		

* Mean since September 1993.

Order books are again considered significantly lower than normal

In June, business leaders are more numerous than in May to consider their order books lower than normal. The corresponding balance of opinion is in a level inferior to its long-term average.

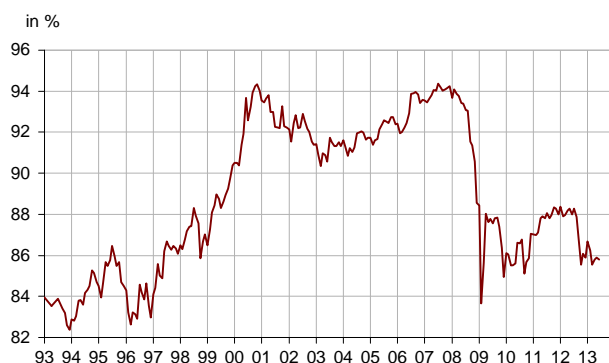
Productive capacity underused again

The productive capacity utilisation rate is almost stable but stays below its long-term average. At the same time, almost one business leader out of five declare having difficulties to increase his activity.

Prices not very dynamic

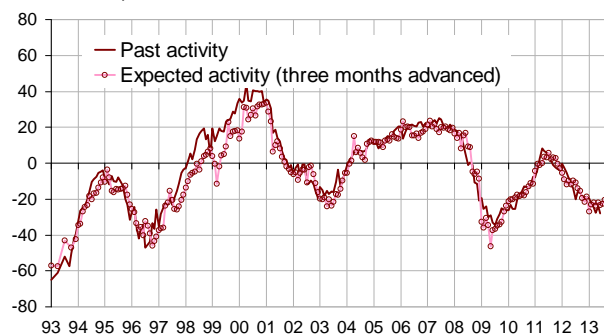
In June, business leaders are more numerous than in May to indicate price downturns. The corresponding balance of opinion remains sharply inferior to its long-term average.

Productive capacity utilisation rate



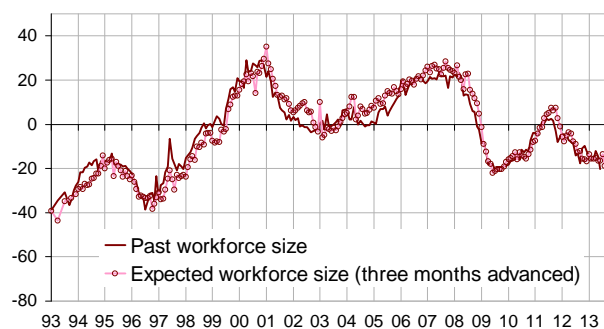
Activity tendency in the building industry

Balances of opinion, in %, SA



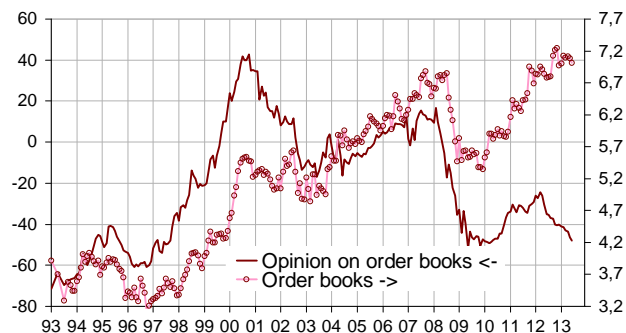
Workforce size tendency in the building industry

Balances of opinion, in %, SA



Order books

Balance of opinion, in %, SA



For further information:

- The balance of opinion is calculated as the difference between the percentage of response «increase» and the percentage of response « decrease ».

- Additional information (long series, methodology, links...) are available on the HTML page of this indicator: <http://www.insee.fr/en/themes/info-rapide.asp?id=56>
- Historical data are available on the BDM: [G1273](#), [G1276](#), [G1274](#).
- Press contact: bureau-de-presse@insee.fr

Next publication: 23 07 2013 at 08h45