

# Informations *Rapides*

304 Septembre 2013 - n° 224

**Main Indicators**



## ■ Producer and Import Price Indices in industry – August 2013

### In August 2013, energy prices rose again

#### • Producer price indices in French industry

##### **FRENCH MARKET: +0.3% in August**

In August, French producer prices in industry increased again (+0.3 % following +0.7 % in July). However, this advance in prices was limited to energy prices, as prices for all other products were almost unchanged.

##### **Energy prices moved up again...**

Prices for refined petroleum products rose again (+1.0 % following +3.3 % in July), driven up by the rise in price for Brent crude sourced from the North Sea, which slowed down though (+0.5 % following +5.6 % in Euro terms).

Prices for mining and quarrying products, electricity, and waste management also advanced by +0.5 %, +2.0 % and +0.5 % respectively.

##### **... food prices leveled off...**

Food prices were almost unchanged (-0.1 %) following two months of rise in both July and June (respectively +0.4 % and +0.3 %). The significant rise in meat prices, which started in June, continued in August (+1.4 % following +1.6 % in July and +1.3% in June) due to the advance in pork prices. But this advance was offset by the stability in prices for dairy products (+0.1 %) and the strong decline in prices for animal feeds (-2.4 %), in accordance with lower cereal prices.

##### **... while prices for "other manufactured products" were stable again**

Prices for "other manufactured products" were stable (+0.1 % following -0.1 % in July and -0.0 % in June). In August, this overall stability resulted, however, from a significant rise in prices for chemical products, most notably plastics in primary forms (+0.8 %) and from a decline in prices for paper products (-0.6 %) and pharmaceutical products (-0.2 %).

#### **FOREIGN MARKETS: -0.1% in August**

Producer prices of French industrial products sold on foreign markets were almost unchanged (-0.1 % following +0.2 % in July). Prices for electricity were the only ones to move up, prices for refined petroleum products leveled off (-0.1 % following +4.0 % in July), while prices for "other manufactured products" dipped again (-0.4 % following -0.6 %).

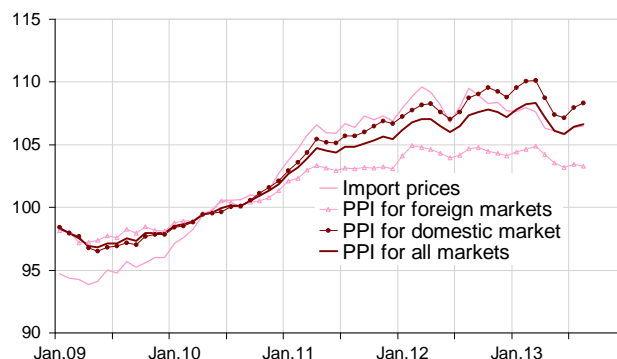
#### **ALL MARKETS: +0.2% in August**

On all markets, prices increased slightly (+0.2 %), and dropped year-on-year (-0.7 %). The decline was particularly significant in prices for refined petroleum products (-9.6 %).

#### • Import price indices of industrial products: +0.1% in August

Import prices also leveled off (+0.1 % following +0.5 % in July). The rise in prices for refined petroleum products (+1.0 %) and crude oil slowed down, while prices for "other manufactured products" were stable overall (+0.1 %) and food prices dipped (-0.6 %), most notably meat prices (-3.5 %).

#### **Total Industry price indices**



## French Producer Price Indices in industry according to the market where the products are sold:

reference year: 2010

reference year: 2010				
Levels A 10 and A 17 in CPF rev. 2, 2008	Weight	Aug.13	Change in %	
			In 1 month	In 1 year
French market				
BE:TOTAL INDUSTRY	1000	108.3	0.3	-0.4
(DE) Mining and quarrying, energy, water	226	110.9	1.1	-0.9
CZ: Manufactured prod.	774	107.5	0.1	-0.2
(C1) Food products, beverages, tobacco	196	112.3	-0.1	2.7
(C2) Coke and refined petroleum products	49	132.8	1.0	-8.7
(C3) Electrical & electronic equip., computers, mach.	53	102.7	-0.1	0.3
(C4) Transport equipment	80	103.3	0.0	0.1
(C5) Other man. products	396	103.5	0.1	-0.5
Foreign markets				
BE:TOTAL INDUSTRY	1000	103.3	-0.1	-1.3
CZ: Manufactured prod.	980	103.6	-0.1	-1.2
(C1) Food products, beverages, tobacco	100	112.0	0.0	3.0
(C2) Coke and refined petroleum products	37	130.2	-0.1	-12.3
(C3) Electrical & electronic equip., computers, mach.	194	97.8	0.1	-2.8
(C4) Transport equipment	252	103.7	0.0	0.9
(C5) Other man. products	397	102.0	-0.4	-1.3
All markets				
BE:TOTAL INDUSTRY	1000	106.6	0.2	-0.7
CZ: Manufactured prod.	845	106.0	0.0	-0.6
(C1) Food products, beverages, tobacco	163	112.3	-0.1	2.8
(C2) Coke and refined petroleum products	45	132.2	0.7	-9.6
(C3) Electrical & electronic equip., computers, mach.	102	99.4	0.0	-1.7
(C4) Transport equipment	140	103.6	0.0	0.6
(C5) Other man. products	395	103.0	-0.1	-0.7

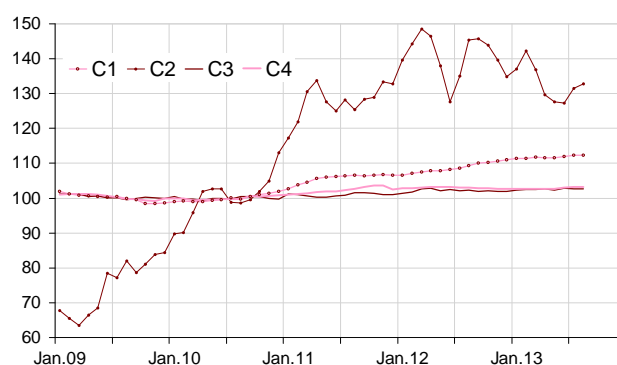
## Import prices of industrial products

reference year: 2010

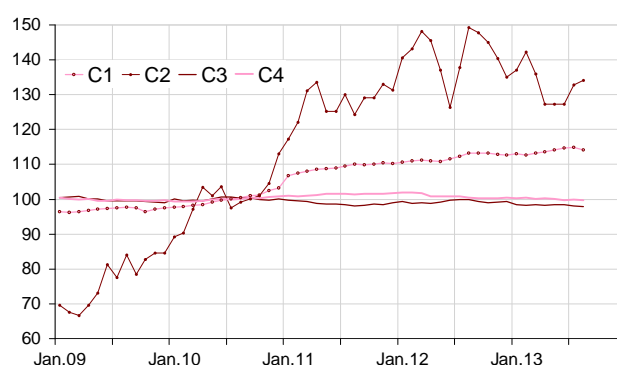
Levels A 10 and A 17 of nomenclature CPF rev. 2, 2008	Weight	Aug.13	Change in %	
			In 1 month	In 1 year
<b>BE:TOTAL INDUSTRY</b>	<b>1000</b>	<b>106.5</b>	<b>0.1</b>	<b>-2.8</b>
CZ: Manufactured prod.	s	103.8	0.0	-2.1
(C1) Food products, beverages, tobacco	69	114.2	-0.6	0.9
(C2) Coke and refined petroleum products	47	134.0	1.0	10.2
(C3) Electrical & electronic equip., computers, mach.	227	97.9	-0.1	-1.9
(C4) Transport equipment	147	99.7	-0.2	-0.7
(C5) Other manufactured products	s	103.6	0.1	-1.8

r: updated ; nd: non available ; s: confidential

## Producer price indices of manufactured products sold on the french market



## Import price indices of manufactured products



## Revision of each index at total industry level

Revision of the monthly change (in points)

	May 13 / Apr.13	Jun.13 / May 13	Jul.13 / Jun.13
<b>French producer prices in industry sold on:</b>			
- the French market	//	//	//
- the foreign markets	//	//	//
- all markets	//	-0.1	+0.1
<b>Import prices of industrial products</b>	//	//	-0.1 <sup>(1)</sup>

(1) Reading note: the evolution of the index between June 2013 and July 2013 published last month was equal to 0.6 %. It is updated to 0.5 %; that is to say a revision of +0.1 point.

## For more information about French PPI:

Producer and import price indices of industrial products are regulated by the European Regulation n°1165/98 on short-term statistics. They are annually chain-linked Laspeyres indices, with reference year 2010.

The French producer prices of industrial products sold on the French market presented here are "basic prices" in the sense of the national accounts, measuring the income of the producer (excluding VAT and taxes on products. and before deduction of any subsidies on the products). However, market price series (including non deductible taxes on the products. subsidies deducted) are also available, notably for the purpose of contract escalation. on BDM website : <http://www.bdm.insee.fr/>.

Import prices of industrial products are measured as much as possible according to the "CIF" concept (cost of insurance and freight included). i.e. valued at the French border. They are converted into Euros and therefore include exchange effects. All imports are taken into consideration, whether they are intra-group or not.

- Complementary data (backseries, methodology, webpages) can be accessed on: <http://www.insee.fr/fr/themes/info-rapide.asp?id=25>
- Historical data are available on the BDM : [G1430](#), [G1436](#), [G1427](#), [G1439](#) (respectively producer price indices on French market, on foreign markets, on all markets and import price indices).
- Contact: [bureau-de-presse@insee.fr](mailto:bureau-de-presse@insee.fr)

Next publication: 31 10 2013 at 8.45 a.m.